

2010 Hardrock Hundred Results & Analysis

August 28, 2010

(rev 0)

Charlie Thorn
4501 B Ridgeway
Los Alamos, NM 87544

thorncha@gmail.com

505-662-2397

The following pages contain the 2010 Hardrock Hundred results and some analysis.

1. 2010 Results by Segment.
2. 2010 Results in Elapsed Time.
3. 2010 Results in Time of Day.
4. Listing of all Hardrock Finishers.
5. Revised fact sheets showing year-by-year summaries.
6. Summary of Fifteen-Year, Ten-Year, Awards and Five-Year Awards.
7. Four-plus Finishers Lists.
8. Finisher Statistics by Year.
9. More plots of various Hardrock statistics than you ever wanted to see.

The 2010 original data was from various sources. As usual, I take full responsibility for any errors in analysis or transposition. If any errors are discovered, please let me know.

If anyone thinks we need additional or different analysis, please contact me.

2010 Hardrock Hundred Results by Segment

			11.5 Miles		18.9 Miles		27.8 Miles		32.7 Miles		35.9 Miles		43.9 miles		51.9 Miles		58.4 Miles		71.9 miles		80.0 Miles		85.1 Miles		91.2 Miles		100.5 Miles		
			KT		Chaapan		Telluride		Kroeger		Governor		Ouray		Engineer		Grouse		Sherman		Pole Creek		Macaie		Cunningham		Silverton		
Bib	Place	Name, Sex, Age, State	Seg	Stay	Seg	Stay	Seg	Stay	Seg	Stay	Seg	Stay	Seg	Stay	Seg	Stay	Seg	Stay	Seg	Stay	Seg	Stay	Seg	Stay	Seg	Stay	Total	Seg	Finish
5	1	Jared Campbell,M,30,UT	2:30	2	1:42	1	2:20	1	1:49	1	0:31	1	1:14	0	2:23	1	1:39	4	3:42	3	3:01	1	1:25	2	2:13	0	17	2:32	27:18:06
3	2	Diana Finkel,F,38,CO	2:38	3	1:40	0	2:16	0	1:50	0	0:31	0	1:03	0	2:23	0	1:23	0	3:52	2	3:01	1	1:30	1	2:26	1	8	3:51	28:32:06
118	3	Michael Foote,M,26,MT	2:37	2	1:45	1	2:22	1	2:03	4	0:34	2	1:13	7	2:34	5	1:41	8	4:54	9	3:08	3	1:15	1	2:13	3	46	2:30	29:35:22
101	4	Darcy Africa,F,35,CO	2:38	2	2:03	2	2:23	2	1:54	0	0:35	0	1:14	7	2:26	4	1:52	1	4:49	9	3:11	3	1:29	4	2:14	3	37	2:49	30:14:49
154	5	Nick Pedatella,M,25,CO	2:32	2	1:40	2	2:13	0	1:45	1	0:37	0	1:09	3	2:26	2	1:30	4	4:25	8	4:56	7	1:21	8	2:13	5	42	2:39	30:18:52
8	6	Ted Mahon,M,37,CO	2:57	1	1:55	3	2:32	4	2:00	0	0:36	2	1:16	10	2:33	1	1:46	8	4:38	12	3:04	3	1:22	1	2:13	4	49	2:40	30:21:26
157	7	Jason Poole,M,38,CO	2:38	2	2:03	2	2:25	4	2:07	3	0:38	3	1:16	12	2:36	2	1:57	10	4:34	8	3:25	5	1:26	5	2:15	4	60	2:27	30:31:21
130	8	Adam Hewey,M,42,WA	2:50	3	1:52	1	2:24	6	1:55	4	0:32	3	1:08	17	2:42	10	1:47	13	5:18	17	3:03	7	1:25	5	2:03	8	94	2:24	30:57:15
106	9	John Beard,M,46,TX	2:54	0	1:52	1	2:39	1	2:03	1	0:36	1	1:16	6	2:44	2	1:53	14	5:01	18	3:07	6	1:24	7	2:06	7	64	2:20	30:59:05
6	10	Roch Horton,M,52,UT	2:46	2	1:51	1	2:40	2	2:06	0	0:40	1	1:18	2	2:40	0	1:59	0	4:44	8	3:23	2	1:29	2	2:22	1	21	2:50	31:09:15
4	11	Scott Jaime,M,40,CO	2:25	1	1:33	1	2:10	0	1:58	1	0:31	1	1:12	2	3:23	5	2:03	92	4:26	33	3:11	7	1:26	6	2:05	2	151	2:23	31:17:14
102	12	John Anderson,M,31,CO	2:31	2	1:42	2	2:13	2	1:50	3	0:32	1	1:05	4	2:26	2	1:30	6	5:04	50	3:10	2	1:31	0	3:43	11	85	2:59	31:41:44
14	13	Brett Gosney,M,51,CO	2:59	4	1:57	2	2:36	4	2:03	3	0:42	2	1:13	11	2:33	4	1:52	14	5:02	15	3:10	7	1:28	2	2:21	8	76	3:05	32:17:49
161	14	Tom Remkes,M,48,UT	2:54	2	1:58	3	2:36	6	1:57	3	0:34	3	1:21	18	2:41	6	2:09	10	4:43	20	3:03	4	1:30	7	2:40	8	90	2:55	32:31:23
15	15	Betsy Nye,F,45,CA	2:54	1	1:52	2	2:38	2	2:04	0	0:36	1	1:17	9	2:43	2	2:05	4	5:26	13	3:23	4	1:31	0	2:32	1	39	2:52	32:32:07
140	16	Glenn Mackie,M,48,CO	2:49	1	1:47	1	2:25	1	2:00	1	0:35	1	1:10	10	2:25	1	1:45	5	4:23	7	3:53	5	1:31	5	2:58	5	43	4:12	32:36:50
9	17	Tyler Curiel,M,54,TX	2:59	4	2:02	3	2:47	10	2:10	4	0:36	3	1:30	12	2:51	4	2:08	12	4:49	17	3:09	4	1:24	2	2:07	5	78	3:04	32:58:49
128	18	Greg Hartman,M,36,CO	2:51	3	1:59	2	2:39	4	2:11	0	0:40	2	1:21	9	3:23	30	1:59	37	4:40	26	3:14	1	1:31	3	2:07	4	121	2:46	33:22:59
165	19	Terry Sentinella,M,46,WA	3:00	0	1:57	3	2:44	2	2:10	2	0:36	3	1:26	0	2:49	3	1:57	5	5:02	7	3:25	2	1:39	3	2:40	8	38	3:30	33:33:00
137	20	Jason Koop,M,31,CO	2:54	1	1:52	2	2:32	1	2:09	1	0:37	1	1:08	7	2:43	1	1:58	8	6:02	12	3:52	11	1:16	1	2:47	5	51	3:25	34:06:22
18	21	Allen Hadley,M,53,CO	2:52	1	1:53	5	2:37	1	2:06	1	0:36	1	1:22	9	2:48	3	2:04	16	5:29	16	3:54	4	1:39	1	2:43	6	64	3:07	34:14:22
173	22	Tim Stroh,M,48,WA	2:58	3	1:57	6	2:41	8	2:02	3	0:36	3	1:17	13	2:36	2	1:56	6	5:15	26	3:44	8	1:28	16	2:33	5	99	3:35	34:17:53
124	23	Garrett Graubins,M,37,CO	3:00	5	2:01	3	2:41	8	2:08	2	0:39	2	1:36	7	2:44	9	2:00	16	5:23	42	3:30	13	1:23	19	2:04	10	136	2:54	34:19:45
13	24	Bruce Grant,M,44,CAN	2:54	2	2:01	2	2:40	3	2:21	2	0:35	2	1:20	11	2:58	3	2:06	15	5:24	40	2:51	3	1:37	5	2:37	9	97	3:36	34:37:38
16	25	Betsy Kalmeyer,F,49,CO	2:58	4	2:02	6	2:41	10	2:02	3	0:37	4	1:21	14	2:54	13	2:07	25	6:04	22	3:13	6	1:24	12	2:11	11	130	2:53	34:39:33
17	26	Scott Brockmeier,M,48,GA	3:26	3	2:22	1	3:12	8	2:25	0	0:47	2	1:27	10	3:06	3	2:11	14	5:19	20	3:23	6	1:24	5	2:06	12	84	3:03	35:35:50
177	27	Neal Taylor,M,47,CO	2:58	2	1:56	2	2:53	8	2:15	1	0:42	1	1:37	15	2:43	3	2:14	11	6:09	22	3:20	2	1:25	1	2:43	3	71	3:40	35:46:09
158	28	John Prater,M,39,CO	3:16	3	2:05	2	2:45	8	2:16	5	0:34	1	1:20	25	3:22	8	2:10	35	5:59	35	2:55	1	1:26	4	2:19	8	135	3:12	35:54:20
25	29	Chris Twigg,M,39,FL	3:08	1	2:19	2	3:07	6	2:54	5	0:46	1	1:31	10	3:29	4	2:30	11	5:03	7	2:57	4	1:32	2	2:20	8	61	3:21	35:58:17
160	30	Kris Quandt,M,36,WY	2:59	4	2:04	0	3:03	7	2:08	1	0:44	2	1:37	13	2:50	8	2:15	19	5:27	13	3:31	5	1:36	11	2:32	16	99	3:40	36:05:41
175	31	Paul Sweeney,M,44,CA	2:54	1	1:50	2	2:46	4	3:36	12	0:41	12	1:25	24	3:12	30	2:32	12	5:03	31	3:09	2	1:22	3	2:16	25	158	2:49	36:13:17
125	32	John Hallsten,M,53,MT	2:54	2	1:57	5	2:30	10	1:59	3	0:38	4	1:27	18	2:58	10	2:21	37	6:05	25	3:36	11	1:36	1	2:33	6	132	3:41	36:27:09
168	33	Paul Smith,M,54,CO	3:23	3	2:20	7	3:15	12	2:17	3	0:40	4	1:17	19	3:01	5	2:14	11	5:23	29	3:27	7	1:34	10	2:33	9	119	3:27	36:50:18
163	34	Steve Roark,M,42,AZ	3:31	4	2:14	3	2:50	5	2:05	1	0:51	2	1:36	15	3:21	8	2:39	23	5:59	33	3:03	5	1:40	10	2:14	13	122	2:54	36:59:09
153	35	David Pease,M,47,UT	3:08	3	2:16	3	3:06	14	2:24	1	0:45	2	1:28	22	3:32	12	2:34	16	5:28	16	3:31	6	1:35	5	2:30	12	112	3:15	37:24:43
19	36	Jon Teisher,M,34,CO	2:58	4	2:04	3	2:58	4	2:01	2	0:43	2	1:46	10	2:13	3	2:32	60	6:57	51	3:01	7	1:43	7	2:45	11	164	3:06	37:31:26
129	37	Donnie Haubert,M,32,CO	2:50	3	1:52	1	2:54	6	2:39	5	0:48	3	1:42	17	3:36	13	2:48	34	5:22	19	3:25	6	1:39	7	2:24	9	123	3:30	37:32:24
145	38	Marc Miller,M,28,WY	3:26	5	2:05	4	2:48	8	2:18	3	0:47	4	1:35	19	3:00	13	2:17	17	5:45	18	3:33	9	1:34	9	3:03	3	112	3:34	37:37:55
11	39	Mike Ehrlich,M,47,CO	2:56	2	1:47	1	2:21	2	1:58	3	0:36	2	1:22	7	2:52	3	2:06	13	6:11	22	3:47	7	1:42	26	3:09	19	107	5:08	37:42:34
12	40	David Coblenz,M,47,NM	3:00	3	1:59	6	2:39	5	2:14	4	0:37	3	1:15	7	3:13	30	2:24	109	5:36	16	3:38	5	1:42	4	2:24	15	207	3:36	37:44:46
185	41	Joe Winch,M,54,IA	3:23	1	2:17	2	3:01	4	2:13	2	0:49	1	1:36	8	3:16	8	2:13	10	5:55	12	3:57	6	1:50	1	2:40	6	61	3:34	37:45:46
147	42	Philip Murphy,M,41,AUS	3:15	1	2:31	2	3:07	6	2:33	2	0:41	3	1:26	9	3:27	8	2:14	8	5:41	12	3:32	2	1:45	5	2:47	9	67	3:45	37:51:37
116	43	Mike Farris,M,37,CO	2:49	2	2:02	4	2:44	8	2:22	1	0:41	0	1:20	12	2:46	4	2:02	14	6:03	31	4:16	46	1:58	39	2:52	18	179	3:03	37:57:35
24	44	Kirk Apt,M,48,CO	3:25	6	2:20	3	2:58	8	2:21	4	0:46	9	1:30	17	3:22	7	2:11	21	5:25	30	3:33	9	1:38	21	2:32	20	155	3:29	38:05:14
107	45	Daniel Benhammou,M,29,CO	3:01	4	2:00	2	2:33	12	2:32	1	0:35	6	1:25	21	3:39	8	2:41	38	5:53	34	3:35	1	1:40	18	2:34	31	176	3:13	38:17:16
133	46	Cory Johnson,M,45,UT	3:22	3	2:19	2	3:10	5	2:31	4	0:47	2	1:31	14	3:19	14	2:36	15	5:36	9	3:51	5	1:52	3	2:51	35	111	2:45	38:21:58
188	47	Ken Farley,M,45,CA	3:09	4	2:11	2	3:01	5	2:40	2	0:49	2	1:25	16	3:17	6	2:13	15	5:42	18	3:43	8	1:43	5	3:03	10	93	4:04	38:33:05
27	48	Scott Olmer,M,39,CO	3:12	2	2:13	2	3:02	3	2:29	2	0:46	1	1:40	4	3:47	7													

2010 Hardrock Hundred Results by Segment

		11.5 Miles		18.9 Miles		27.8 Miles		32.7 Miles		35.9 Miles		43.9 miles		51.9 Miles		58.4 Miles		71.9 miles		80.0 Miles		85.1 Miles		91.2 Miles		100.5 Miles			
		KT		Chapman		Telluride		Kroger		Governor		Ouray		Engineer		Grouse		Sherman		Pole Creek		Maqqie		Cunningham		Silverton			
Bib	Place	Name, Sex, Age, State	Seg	Stay	Seg	Stay	Seg	Stay	Seg	Stay	Seg	Stay	Seg	Stay	Seg	Stay	Seg	Stay	Seg	Stay	Seg	Stay	Seg	Stay	Total	Seg	Finish		
135	72	Jamshid Khajavi,M,57,WA	3:28	2	2:46	4	3:37	11	3:17	0	0:52	1	2:01	10	4:24	1	2:29	2	5:49	32	4:28	2	2:07	0	2:47	3	68	4:17	43:30:02
29	73	Rob Hacker,M,49,CO	3:22	2	2:14	7	3:11	9	2:29	2	0:51	3	1:47	20	4:15	7	2:47	45	6:00	30	3:59	5	1:48	7	3:27	5	142	5:03	43:35:04
127	74	Gordon Hardman,M,59,CO	3:48	6	2:27	5	3:30	9	2:45	4	0:54	7	2:01	28	3:57	6	2:50	16	5:41	24	3:51	3	1:48	4	2:43	13	125	5:19	43:39:12
143	75	Steve McClung,M,48,CO	3:47	5	2:29	13	3:23	18	2:33	5	0:55	5	1:42	31	3:38	134	2:28	74	5:17	65	3:26	7	1:32	11	2:47	25	393	3:10	43:40:25
49	76	Wendell Doman,M,50,CA	3:43	5	2:48	2	3:43	6	2:53	2	0:54	3	1:56	11	3:53	6	2:50	14	6:10	4	4:25	3	1:46	5	3:15	13	74	4:29	43:59:48
159	77	Mike Price,M,60,UT	3:31	6	2:22	3	3:18	16	2:22	7	0:57	6	1:46	31	3:24	5	2:42	50	5:52	33	3:44	71	1:36	10	3:00	22	260	5:11	44:05:45
40	78	Rickie Redland,F,56,CO	3:29	6	2:24	5	3:11	10	2:19	1	1:02	9	1:45	17	3:35	3	2:54	17	6:32	14	4:21	7	2:00	10	3:21	18	117	5:31	44:21:31
149	79	Kevin Neadeau,M,39,CO	3:43	4	2:29	10	3:17	14	2:28	4	0:56	2	1:45	24	3:40	13	2:36	38	5:45	34	4:08	13	2:03	12	2:53	30	198	5:30	44:31:43
38	80	Michael Bur,M,45,MD	3:21	2	2:24	2	3:25	16	2:45	8	1:02	1	1:46	18	4:15	3	3:04	73	6:09	32	4:33	16	1:54	7	3:13	12	190	4:06	45:07:26
134	81	Roger Kane,M,52,CO	3:40	8	2:37	16	3:46	22	2:20	6	1:01	6	2:06	28	3:34	11	2:37	41	5:55	33	4:21	11	1:38	14	3:08	27	223	5:06	45:32:51
151	82	Barry Oelrich,M,37,CO	3:23	2	2:20	7	3:22	22	2:54	3	1:04	14	1:52	35	3:54	21	2:46	100	5:51	44	4:04	7	1:40	8	3:16	24	287	4:27	45:40:15
23	83	Dennis Drey,M,58,NM	3:32	2	2:15	4	3:08	10	2:25	0	0:50	3	1:48	0	3:34	11	2:37	40	7:57	83	4:01	10	1:56	13	3:26	18	194	5:07	45:50:50
33	84	Andrew Hewat,M,47,AUS	4:00	2	2:25	6	3:40	11	2:43	4	0:51	4	1:52	18	4:04	8	2:56	29	7:19	50	4:15	5	1:42	4	3:30	19	160	4:04	46:01:17
169	85	Zane Smith,M,37,TN	3:44	4	2:36	7	3:25	14	2:47	5	0:56	5	1:59	13	4:03	9	2:59	14	5:33	21	4:04	7	2:03	6	3:57	17	122	6:00	46:08:59
41	86	Robert Andrusil,M,42,AZ	3:30	4	2:27	7	3:44	20	2:55	1	0:58	4	2:06	60	4:30	16	2:59	45	5:49	29	3:48	3	1:46	6	3:11	39	234	4:35	46:12:14
126	87	Kean Hankins,M,44,NC	3:26	6	2:29	8	3:38	11	2:56	3	0:57	3	1:43	64	3:51	11	2:39	23	6:18	15	4:13	15	2:06	16	3:42	30	205	4:49	46:12:26
44	88	Kerry Collings,M,61,UT	3:48	5	2:34	4	3:29	13	2:39	2	0:59	6	2:07	30	3:59	8	2:53	24	6:44	27	4:26	6	1:52	6	3:25	19	150	4:50	46:15:36
166	89	John Sharp,M,32,TX	3:58	5	2:25	18	3:46	11	2:31	2	0:58	9	2:05	28	3:34	10	2:50	29	6:11	38	4:06	8	1:50	13	3:47	11	182	5:23	46:26:15
46	90	Pat Homelvig,M,51,CO	3:45	0	2:48	1	3:50	10	2:51	1	0:56	6	2:08	16	3:49	12	3:09	22	6:27	17	4:16	7	1:49	8	3:36	23	123	5:09	46:36:17
170	91	Scott Snyder,M,55,CO	3:48	6	2:46	4	3:43	10	2:46	3	0:56	6	2:08	1	4:28	6	2:58	3	6:41	23	4:22	1	1:53	6	3:27	9	78	5:36	46:50:23
131	92	Kristina Irvin,F,52,CA	3:53	8	2:51	6	3:39	16	2:33	3	1:01	5	2:14	19	3:57	16	2:54	29	6:08	27	4:19	2	1:52	12	3:25	13	156	5:32	46:54:07
50	93	Rick Pearcy,M,57,CO	3:37	4	2:40	9	3:54	12	2:58	1	1:03	3	2:26	10	4:58	9	2:56	16	6:18	16	4:21	6	1:51	9	3:32	9	104	4:41	46:59:09
141	94	Stephane Marchand,M,37,FR	3:43	4	2:41	18	3:46	14	2:39	5	1:00	5	1:53	41	3:39	11	2:47	42	6:24	39	3:56	5	1:54	8	3:45	19	211	5:25	47:03:29
53	95	Margaret Heaphy,F,54,MT	4:27	2	2:52	4	4:04	12	3:33	1	1:01	6	2:37	36	4:04	4	2:33	17	6:15	15	3:59	3	2:04	8	3:40	14	122	4:01	47:12:37
122	96	Susan Gardner,F,46,NM	3:58	4	2:56	3	4:03	11	2:36	3	1:10	7	2:02	31	3:42	14	3:00	28	6:52	27	3:58	5	1:51	4	3:46	11	148	4:53	47:15:21
120	97	Marty Fritzhand,M,67,OH	4:00	3	2:47	9	4:15	14	2:54	4	1:19	3	2:08	22	4:31	14	2:25	22	6:13	25	3:58	4	1:46	9	3:45	9	138	4:57	47:16:11
167	98	Mike Smith,M,52,IN	3:31	8	2:39	8	3:44	21	2:49	2	1:00	3	1:55	24	4:03	7	3:08	20	6:28	30	4:27	3	1:47	8	3:50	9	143	5:34	47:18:50
42	99	Eric (Rick) Hodges,M,61,CO	3:50	6	2:26	8	3:12	21	2:45	4	1:12	9	2:03	40	4:14	2	2:40	40	5:29	43	3:46	18	1:53	29	3:47	33	253	5:50	47:20:22
51	100	Jennifer Roach,F,57,CO	4:14	5	3:02	3	4:14	3	3:11	0	1:27	5	2:35	14	5:13	3	2:43	11	5:55	17	4:05	1	2:06	4	3:37	5	71	4:24	47:57:06
52		Leonard Martin,M,57,TN	4:42	4	3:04	8	4:26	9	2:55	3	1:19	3	1:25	83	4:01	4	2:53	8	6:46	22	4:26	4	2:10	4	3:19	0	152	4:04	48:02:19
176		John Taylor,M,48,MM	3:56	6	2:47	5	3:49	13	2:42	3	1:03	4	1:59	30	4:07	11	2:39	27	7:05	38	4:01	4	1:54	8	3:52		149	:	:
174		Jim Sweatt,M,54,AR	4:09	4	2:57	9	3:50	9	2:57	0	1:19	3	2:10	26	4:32	8	2:42	26	6:46	14	4:10	9	2:18	9	5:17		117	:	:
48		Andrew Barney,M,37,UT	3:55	4	2:50	4	4:10	17	3:25	7	1:10	4	2:08	25	4:18	7	2:51	15	6:54	21	4:46	7	2:05	4	5:38		115	:	:
119		John Fors,M,43,CA	2:55	1	2:05	4	3:03	7	2:46	2	0:44	3	1:32	7	3:55	22	2:33	28	7:38	10	6:23	7	2:10	14	:		105	:	:
142		Kirk McCarville,M,56,AZ	3:32	5	2:24	4	3:24	10	3:00	1	1:03	0	2:16	53	4:54	16	3:00	27	7:48	11	4:40	12	2:11	6	:		145	:	:
150		Yuki Negoro,F,49,NJ	3:32	6	2:32	4	3:38	15	2:51	5	1:11	4	2:20	33	5:35	13	3:10	23	7:10	9	4:30	4	2:20	3	:		119	:	:
21		Paul Ralyea,M,43,VA	3:15	3	2:10	4	3:05	0	2:12	3	0:49	3	1:26	9	3:02	5	2:27	12	6:55	:	:	:	:	:	:		39	:	:
36		Honey Albrecht,F,50,AZ	3:29	5	2:17	2	3:18	13	2:32	4	0:48	8	1:39	23	3:40	15	2:08	71	6:28	:	:	:	:	:	:		141	:	:
39		Bob Combs,M,43,OH	3:26	3	2:21	4	3:29	9	3:01	2	0:50	2	1:57	10	4:33	27	3:18	17	7:25	:	:	:	:	:	:		74	:	:
114		Theresa Do,F,47,CO	3:47	4	2:42	3	3:41	8	2:47	1	1:04	5	2:00	20	4:35	17	3:04	20	7:40	:	:	:	:	:	:		78	:	:
121		Devin Gardner,M,32,CO	3:07	2	2:09	4	3:01	13	2:33	6	0:49	16	1:42	26	6:42	160	2:02	11	6:57	:	:	:	:	:	:		238	:	:
115		Ron Ely,M,39,MD	4:00	8	2:58	6	3:58	21	2:59	8	1:01	7	1:52	23	4:30	13	2:49	47	6:56	:	:	:	:	:	:		133	:	:
192		Deb Pero,F,55,NM	3:46	3	2:38	3	3:33	10	2:36	1	0:55	6	1:49	21	3:58	39	3:05	192	6:53	:	:	:	:	:	:		275	:	:
1		Karl Meltzer,M,42,UT	2:33	2	1:46	1	2:20	0	1:54	1	0:33	1	1:19	3	2:31	4	1:55	:	:	:	:	:	:	:	:		12	:	:
10		Erich Peitzsch,M,31,MT	2:36	2	1:45	2	2:20	2	2:04	2	0:36	2	1:13	6	3:31	71	2:29	:	:	:	:	:	:	:	:		87	:	:
103		Jim Baker,M,59,OK	3:26	5	2:18	7	3:15	6	2:45	3	0:58	7	1:46	18	3:42	12	3:01	:	:	:	:	:	:	:	:		70	:	:
105		Trey Barnes,M,25,CA	3:07	3	2:05	1	3:03	12	2:33	6	0:48	4	1:48	19	4:11	25	3:58	:	:	:	:	:	:	:	:		58	:	:
190		Lori Bantekas,F,41,WY	3:40	4	2:41	16	3:18	12	2:34	3	1:06	6	2:06	18	4:42	11	3:28	:	:	:	:	:	:	:	:		70	:	:
43		Don Platt,M,56,CO	3:58	1	2:41	5	4:11	11	2:41	4	0:48	2	1:59	25	4:33	5	3:30	:	:	:	:	:	:	:	:		53	:	:
109		Elizabeth Bouquet,F,59,ME	4:14	5	2:51	13	3:58	23	3:05	5	0:18	72	2:31	21	5:10	15	3:25	:	:	:	:	:	:	:	:		154	:	:
108		David Bliss,M,47,WA	3:58																										

2010 Hardrock Hundred Results in Elapsed Time

Bib	Place	Name, Sex, Age, State	11.5 Miles		18.9 Miles		27.8 Miles		32.7 Miles		35.9 Miles		43.9 miles		51.9 Miles		58.4 Miles		71.9 miles		80.0 Miles		85.1 Miles		91.2 Miles		100.5 Miles	
			KT		Chapman		Telluride		Kroeger		Governor		Ouray		Engineer		Grouse		Sherman		Pole Creek		Maqqie		Cunningham		Silverton	
			In	Out	In	Out	In	Out	In	Out	In	Out	In	Out	In	Out	In	Out	In	Out	In	Out	In	Out	In	Out	In	Out
5	1	Jared Campbell,M,30,UT	2:30	2:32	4:14	4:15	6:35	6:36	8:25	8:26	8:57	8:58	10:12	10:12	12:35	12:36	14:15	14:19	18:01	18:04	21:05	21:06	22:31	22:33	24:46	24:46	27:18:06	
3	2	Diana Finkel,F,38,CO	2:38	2:41	4:21	4:21	6:37	6:37	8:27	8:27	8:58	8:58	10:01	10:01	12:24	12:24	13:47	13:47	17:39	17:41	20:42	20:43	22:13	22:14	24:40	24:41	28:32:06	
118	3	Michael Foote,M,26,MT	2:37	2:39	4:24	4:25	6:47	6:48	8:51	8:55	9:29	9:31	10:44	10:51	13:25	13:30	15:11	15:19	20:30	20:22	23:30	23:33	24:48	24:49	27:02	27:05	29:35:22	
104	4	Darcy Africa,F,35,CO	2:38	2:40	4:43	4:45	7:08	7:10	9:04	9:04	9:39	9:39	10:53	11:00	13:26	13:30	15:22	15:23	20:12	20:21	23:32	23:35	25:04	25:08	27:22	27:25	30:14:49	
151	5	Nick Pedatella,M,25,CO	2:32	2:34	4:14	4:16	6:29	6:29	8:14	8:15	8:52	8:52	10:01	10:02	12:30	12:32	14:02	14:06	18:12	18:19	23:35	23:42	25:03	25:11	27:34	27:39	30:18:52	
8	6	Ted Mahon,M,37,CO	2:57	2:58	4:53	4:56	7:28	7:32	9:32	9:32	10:08	10:10	11:26	11:36	14:09	14:10	15:56	16:04	20:42	20:54	23:58	24:01	25:23	25:24	27:37	27:41	30:21:26	
157	7	Jason Poole,M,38,CO	2:38	2:40	4:43	4:45	7:10	7:14	9:21	9:24	10:02	10:05	11:21	11:33	14:09	14:11	16:08	16:18	20:52	21:00	24:25	24:30	25:56	26:01	28:00	28:04	30:31:21	
130	8	Adam Heewey,M,42,WA	2:50	2:53	4:45	4:46	7:10	7:16	9:11	9:15	9:47	9:50	10:58	11:13	13:57	14:07	15:54	16:07	21:25	21:42	24:45	24:52	26:17	26:22	28:25	28:33	30:57:15	
106	9	John Beard,M,46,TX	2:54	2:54	4:46	4:47	7:26	7:27	9:30	9:31	10:07	10:08	11:24	11:30	14:14	14:16	16:09	16:23	21:24	21:42	24:49	24:55	26:19	26:26	28:32	28:39	30:59:05	
6	10	Roch Horton,M,52,UT	2:46	2:48	4:39	4:40	7:20	7:22	9:28	9:28	10:08	10:09	11:27	11:29	14:09	14:09	16:08	16:08	20:52	21:00	24:23	24:25	25:54	25:56	28:18	28:19	31:09:15	
4	11	Scott Jaime,M,40,CO	2:25	2:26	3:59	4:00	6:10	6:10	8:08	8:09	8:40	8:41	9:53	9:55	13:18	13:23	15:26	16:58	21:24	21:57	25:08	25:15	26:41	26:47	28:52	28:54	31:17:14	
102	12	John Anderson,M,31,CO	2:31	2:33	4:15	4:17	6:30	6:32	8:22	8:25	8:57	8:58	10:03	10:07	12:33	12:33	14:05	14:11	19:15	20:05	23:15	23:17	24:48	24:48	28:31	28:42	31:41:44	
14	13	Brett Gosney,M,51,CO	2:59	3:03	5:00	5:02	7:38	7:42	9:45	9:48	10:30	10:32	11:45	11:56	14:29	14:33	16:25	16:39	21:41	21:56	25:06	25:13	26:41	26:43	29:04	29:12	32:17:49	
164	14	Tom Remkes,M,48,UT	2:54	2:56	4:54	4:57	7:33	7:39	9:36	9:39	10:13	10:16	11:37	11:55	14:36	14:42	16:51	17:01	21:44	22:04	25:07	25:11	26:41	26:48	29:28	29:36	32:31:23	
15	15	Betsy Nye,F,45,CA	2:54	2:55	4:47	4:49	7:27	7:29	9:33	9:33	10:09	10:10	11:27	11:36	14:19	14:21	16:26	16:30	21:56	22:09	25:32	25:36	27:07	27:07	29:39	29:40	32:32:07	
140	16	Glenn Mackie,M,48,CO	2:49	2:50	4:37	4:38	7:03	7:04	9:04	9:05	9:40	9:41	10:51	11:01	13:36	13:27	15:12	15:17	19:40	19:47	23:40	23:45	25:16	25:21	28:19	28:24	32:36:50	
9	17	Tyler Curiel,M,54,TX	2:59	3:03	5:05	5:08	7:55	8:05	10:19	10:21	10:57	11:00	12:30	12:42	15:23	15:37	17:45	17:57	22:46	23:03	26:12	26:16	27:40	27:42	29:49	29:54	32:58:49	
128	18	Greg Hartman,M,36,CO	2:51	2:54	4:53	4:55	7:34	7:38	9:49	9:49	10:29	10:31	11:52	12:01	15:24	15:54	17:53	18:30	23:10	23:36	26:50	26:51	28:22	28:25	30:32	30:36	33:22:59	
165	19	Terry Sentinella,M,46,WA	3:00	3:00	4:57	5:00	7:44	7:46	9:56	9:58	10:34	10:37	12:03	12:03	14:52	14:55	16:52	16:57	21:59	22:06	25:31	25:33	27:12	27:15	29:55	30:03	33:33:00	
137	20	Jason Koop,M,31,CO	2:54	2:55	4:47	4:49	7:21	7:22	9:31	9:32	10:09	10:10	11:18	11:25	14:08	14:09	16:07	16:15	22:17	22:29	26:21	26:32	27:48	27:49	30:36	30:41	34:06:22	
18	21	Allen Hadley,M,53,CO	2:52	2:53	4:46	4:51	7:28	7:29	9:35	9:36	10:12	10:13	11:35	11:44	14:32	14:35	16:39	16:55	22:24	22:40	26:34	26:38	28:17	28:18	31:01	31:07	34:14:22	
173	22	Tim Stroh,M,48,WA	2:58	3:01	4:58	5:04	7:45	7:53	9:55	9:58	10:34	10:37	11:54	12:07	14:43	14:45	16:41	16:47	22:02	22:28	26:12	26:20	27:48	28:04	30:37	30:42	34:17:53	
124	23	Garrett Graubins,M,37,CO	3:00	3:05	5:06	5:09	7:50	7:58	10:06	10:08	10:47	10:49	12:25	12:32	15:16	15:25	17:25	17:41	23:04	23:46	27:16	27:29	28:52	29:11	31:15	31:25	34:19:45	
13	24	Bruce Grant,M,44,CAN	2:54	2:56	4:57	4:59	7:39	7:42	9:43	9:43	10:40	10:42	12:02	12:13	15:11	15:14	17:20	17:35	22:59	23:39	26:30	26:33	28:10	28:15	30:52	31:01	34:37:38	
16	25	Betsy Kalmeyer,F,49,CO	2:58	3:04	5:06	5:12	7:53	8:03	10:05	10:08	10:45	10:49	12:10	12:24	15:18	15:31	17:38	18:03	24:07	24:29	27:42	27:48	29:12	29:24	31:35	31:46	34:39:33	
17	26	Scott Brockmeier,M,48,GA	3:26	3:29	5:51	5:52	9:04	9:12	11:37	11:37	12:24	12:26	13:53	14:03	17:09	17:12	19:23	19:37	24:56	25:16	28:39	28:45	30:09	30:14	32:20	32:32	35:35:50	
177	27	Neal Taylor,M,47,CO	2:58	3:00	4:56	4:58	7:51	7:59	10:14	10:15	10:57	10:58	12:35	12:50	15:33	15:36	17:50	18:01	24:10	24:32	27:52	27:54	29:19	29:20	32:03	32:06	35:46:09	
158	28	John Prater,M,39,CO	3:16	3:19	5:24	5:26	8:11	8:19	10:35	10:40	11:14	11:15	12:35	13:00	16:22	16:30	18:40	19:15	25:14	25:49	28:44	28:45	30:11	30:15	32:34	32:42	35:54:20	
25	29	Chris Twigg,M,39,FL	3:08	3:09	5:28	5:30	8:37	8:43	11:37	11:42	12:28	12:29	14:00	14:10	17:39	17:43	20:13	20:24	25:27	25:34	28:31	28:35	30:07	30:09	32:29	32:37	35:58:17	
160	30	Kris Quandt,M,36,WY	2:59	3:03	5:07	5:07	8:10	8:17	10:25	10:26	11:10	11:12	12:49	13:02	15:52	16:00	18:15	18:34	24:01	24:14	27:45	27:50	29:26	29:37	32:09	32:25	36:05:41	
175	31	Paul Swaney,M,44,CA	2:54	2:55	4:45	4:47	7:33	7:37	11:13	11:25	12:06	12:18	13:43	14:07	17:19	17:49	20:21	20:33	25:36	26:07	29:16	29:18	30:40	30:43	32:59	33:24	36:13:17	
125	32	John Hallsten,M,53,MT	2:54	2:56	4:53	4:58	7:28	7:38	9:37	9:40	10:18	10:22	11:49	12:07	15:05	15:15	17:36	18:13	24:18	24:43	28:19	28:30	30:06	30:07	32:40	32:46	36:27:09	
168	33	Paul Smith,M,54,CO	3:23	3:26	5:46	5:53	9:08	9:20	11:37	11:40	12:20	12:24	13:41	14:00	17:01	17:06	19:20	19:31	24:54	25:23	28:50	28:57	30:31	30:41	33:14	33:23	36:50:18	
163	34	Steve Roark,M,42,AZ	3:31	3:35	5:49	5:52	8:42	8:47	10:52	10:53	11:44	11:46	13:22	13:37	16:58	17:06	19:45	20:08	26:07	26:40	29:43	29:48	31:28	31:38	33:52	34:05	36:59:09	
153	35	David Pease,M,47,UT	3:08	3:11	5:27	5:30	8:36	8:50	11:14	11:15	12:00	12:02	13:30	13:52	17:24	17:36	20:10	20:26	25:54	26:10	29:41	29:47	31:22	31:27	33:57	34:09	37:24:43	
19	36	Jon Teisher,M,34,CO	2:58	3:02	5:06	5:09	8:07	8:11	10:12	10:14	10:57	10:59	12:45	12:55	15:08	15:11	17:43	18:43	25:40	26:31	29:32	29:39	31:19	31:20	34:14	34:25	37:31:26	
129	37	Donnie Haubert,M,32,CO	2:50	2:53	4:45	4:46	7:40	7:46	10:25	10:30	11:18	11:21	13:03	13:20	16:56	17:09	19:57	20:31	25:53	26:12	29:37	29:43	31:22	31:29	33:53	34:02	37:32:24	
145	38	Marc Miller,M,28,WY	3:26	3:31	5:36	5:40	8:28	8:36	10:54	10:57	11:44	11:48	13:23	13:42	16:42	16:55	19:12	19:29	25:14	25:32	29:05	29:14	30:48	30:57	34:00	34:03	37:37:55	
11	39	Mike Ehrlich,M,47,CO	2:56	2:58	4:45	4:46	7:07	7:09	9:07	9:10	9:46	9:48	11:10	11:17	14:09	14:12	16:18	16:31	22:42	23:04	26:51	26:58	28:40	29:06	32:15	32:34	37:42:34	
12	40	David Boblentz,M,47,NM	3:00	3:03	5:02	5:08	7:47	7:52	10:06	10:10	10:47	10:50	12:05	12:12	15:25	15:55	18:19	19:08	25:44	26:00	29:38	29:43	31:25	31:29	33:53	34:08	37:44:46	
185	41	Joe Winch,M,54,IA	3:23	3:24	5:41	5:43	8:44	8:48	11:01	11:03	11:52	11:53	13:29	13:37	16:53	17:01	19:14	20:24	25:19	25:31	29:28	29:34	31:24	31:25	34:05	34:11	37:45:46	
147	42	Philip Murphy,M,41,AUS	3:15	3:16	5:47	5:49	8:56	9:02	11:35	11:37	12:18	12:21	13:47	13:56	17:23	17:31	19:45	19:53	25:34	25:46	29:18	29:20	31:05	31:10	33:57	34:06	37:51:37	

2010 Hardrock Hundred Results in Elapsed Time

Bib	Place	Name, Sex, Age, State	11.5 Miles		18.9 Miles		27.8 Miles		32.7 Miles		35.9 Miles		43.9 miles		51.9 Miles		58.4 Miles		71.9 miles		80.0 Miles		85.1 Miles		91.2 Miles		100.5 Miles	
			KT		Chapman		Telluride		Kroeger		Governor		Oourav		Engineer		Grouse		Sherman		Pole Creek		Maaqie		Cunningham		Silverton	
			In	Out	In	Out	In	Out	In	Out	In	Out	In	Out	In	Out	In	Out	In	Out	In	Out	In	Out	In	Out	In	Out
135	72	Jamshid Khajavi,M,57,WA	3:28	3:30	6:16	6:20	9:57	10:08	13:25	13:25	14:17	14:18	16:19	16:29	20:53	20:54	23:23	23:25	29:14	29:46	34:14	34:16	36:23	36:23	39:10	39:13	43:30:02	
29	73	Rob Hacker,M,49,CO	3:22	3:24	5:38	5:45	8:56	9:05	11:34	11:36	12:27	12:30	14:17	14:37	18:52	18:59	21:46	22:31	28:31	29:01	33:00	33:05	34:53	35:00	38:27	38:32	43:35:04	
127	74	Gordon Hardman,M,59,CO	3:48	3:54	6:21	6:26	9:56	10:05	12:50	12:54	13:48	13:55	15:56	16:24	20:21	20:27	23:17	23:33	29:14	29:38	33:29	33:32	35:20	35:24	38:07	38:20	43:39:12	
143	75	Steve McClung,M,48,CO	3:47	3:52	6:21	6:34	9:57	10:15	12:48	12:53	13:48	13:53	15:35	16:26	19:44	21:58	24:26	25:40	30:57	32:02	35:28	35:35	37:07	37:18	40:05	40:30	43:40:25	
49	76	Wendell Doman,M,50,CA	3:43	3:48	6:36	6:38	10:21	10:27	13:20	13:22	14:16	14:19	16:15	16:26	20:19	20:25	23:15	23:29	29:39	29:43	34:08	34:11	35:57	36:02	39:17	39:30	43:59:48	
159	77	Mike Price,M,60,UT	3:31	3:37	5:59	6:02	9:20	9:36	11:58	12:05	13:02	13:08	14:54	15:25	18:49	18:54	21:36	22:26	28:18	28:51	32:35	33:46	35:22	35:32	38:32	38:54	44:05:45	
40	78	Rickie Redland,F,56,CO	3:29	3:35	5:59	6:04	9:15	9:25	11:44	11:45	12:47	12:56	14:41	14:58	18:33	18:36	21:30	21:47	28:19	28:33	32:54	33:01	35:01	35:11	38:32	38:50	44:21:31	
149	79	Kevin Neadeau,M,39,CO	3:43	3:47	6:16	6:26	9:43	9:57	12:25	12:29	13:25	13:27	15:12	15:36	19:16	19:29	22:05	22:43	28:28	29:02	33:10	33:23	35:26	35:38	38:31	39:01	44:31:43	
38	80	Michael Bur,M,45,MD	3:21	3:23	5:47	5:49	9:14	9:30	12:15	12:23	13:25	13:26	15:12	15:30	19:45	19:48	22:52	24:05	30:14	30:46	35:19	35:35	37:29	37:36	40:49	41:01	45:07:26	
134	81	Roger Kane,M,52,CO	3:40	3:48	6:25	6:41	10:27	10:49	13:09	13:15	14:16	14:22	16:28	16:56	20:30	20:41	23:18	23:59	29:54	30:27	34:48	34:59	36:37	36:51	39:59	40:26	45:32:51	
151	82	Barry Oelrich,M,37,CO	3:23	3:25	5:45	5:52	9:14	9:36	12:30	12:33	13:37	13:51	15:43	16:18	20:12	20:33	23:19	24:59	30:50	31:34	35:38	35:45	37:25	37:33	40:49	41:13	45:40:15	
23	83	Dennis Drey,M,58,NM	3:32	3:34	5:49	5:53	9:01	9:11	11:36	11:36	12:26	12:29	14:17	14:17	17:51	18:02	20:39	21:19	29:16	30:39	34:40	34:50	36:46	36:59	40:25	40:43	45:50:50	
33	84	Andrew Hewat,M,47,AUS	4:00	4:02	6:27	6:33	10:13	10:24	13:07	13:11	14:02	14:06	15:58	16:16	20:20	20:28	23:24	23:53	31:12	32:02	36:17	36:22	38:04	38:08	41:38	41:57	46:01:17	
169	85	Zane Smith,M,37,TN	3:44	3:48	6:24	6:31	9:56	10:10	12:57	13:02	13:58	14:03	16:02	16:15	20:18	20:27	23:26	23:40	29:13	29:34	33:38	33:45	35:48	35:54	39:51	40:08	46:08:59	
41	86	Robert Andruis,M,42,AZ	3:30	3:34	6:01	6:08	9:52	10:12	13:07	13:08	14:06	14:10	16:16	17:16	21:46	22:02	25:01	25:46	31:35	32:04	35:52	35:55	37:41	37:47	40:58	41:37	46:12:14	
126	87	Kean Hankins,M,44,NC	3:26	3:32	6:01	6:09	9:47	9:58	12:54	12:57	13:54	13:57	15:40	16:44	20:35	20:46	23:25	23:48	30:06	30:21	34:34	34:49	36:55	37:41	40:53	41:23	46:12:26	
44	88	Kerry Collings,M,61,UT	3:48	3:53	6:27	6:31	10:00	10:13	12:52	12:54	13:53	13:59	16:06	16:36	20:35	20:43	23:36	24:00	30:44	31:11	35:37	35:43	37:35	37:41	41:06	41:25	46:15:36	
166	89	John Sharp,M,32,TX	3:58	4:03	6:28	6:46	10:32	10:43	13:14	13:16	14:14	14:23	16:28	16:56	20:30	20:40	23:30	23:59	30:10	30:48	34:54	35:02	36:52	37:05	40:52	41:03	46:26:15	
46	90	Pat Homelvig,M,51,CO	3:45	3:45	6:33	6:34	10:24	10:34	13:25	13:26	14:22	14:28	16:36	16:52	20:41	20:53	24:02	24:24	30:51	31:08	35:24	35:31	37:20	37:28	41:04	41:27	46:36:17	
170	91	Scott Snyder,M,55,CO	3:48	3:54	6:40	6:44	10:27	10:37	13:23	13:26	14:22	14:28	16:36	16:37	21:05	21:11	24:09	24:12	30:53	31:16	35:38	35:39	37:32	37:38	41:05	41:14	46:50:23	
131	92	Kristina Irvin,F,52,CA	3:53	4:01	6:52	6:58	10:37	10:53	13:26	13:29	14:30	14:35	16:49	17:08	21:05	21:21	24:15	24:44	30:52	31:19	35:38	35:40	37:32	37:44	41:09	41:22	46:54:07	
50	93	Rick Pearcy,M,57,CO	3:37	3:41	6:21	6:30	10:24	10:36	13:34	13:35	14:38	14:41	17:07	17:17	22:15	22:24	25:20	25:36	31:54	32:10	36:31	36:37	38:28	38:37	42:09	42:18	46:59:09	
141	94	Stephane Marchand,M,37,FR	3:43	3:47	6:28	6:46	10:32	10:46	13:25	13:30	14:30	14:35	16:28	17:09	20:48	20:59	23:46	24:28	30:52	31:31	35:27	35:32	37:26	37:34	41:19	41:38	47:03:29	
53	95	Margaret Heaphy,F,54,MT	4:27	4:29	7:21	7:25	11:29	11:41	15:14	15:15	16:16	16:22	18:59	19:35	23:39	23:43	26:16	26:33	32:48	33:03	37:02	37:05	39:09	39:17	42:57	43:11	47:12:37	
122	96	Susan Gardner,F,46,NM	3:58	4:02	6:58	7:01	11:04	11:15	13:51	13:54	15:04	15:11	17:13	17:41	21:26	21:40	24:40	25:08	32:00	32:27	36:25	36:30	38:21	38:25	42:11	42:22	47:15:21	
120	97	Marty Fritzhand,M,67,OH	4:00	4:03	6:50	6:59	11:14	11:28	14:22	14:26	15:45	15:48	17:56	18:18	22:49	23:03	25:28	25:50	32:03	32:28	36:26	36:30	38:16	38:25	42:10	42:19	47:16:11	
167	98	Mike Smith,M,52,IN	3:31	3:39	6:18	6:26	10:10	10:31	13:20	13:22	14:22	14:25	16:20	16:44	20:47	20:54	24:02	24:22	30:50	31:20	35:47	35:50	37:37	37:45	41:35	41:44	47:18:50	
42	99	Eric (Rick) Hodges,M,61,CO	3:50	3:56	6:22	6:30	9:42	10:03	12:48	12:52	14:04	14:13	16:16	16:56	21:10	21:12	23:52	24:32	30:01	30:44	34:30	34:48	36:41	37:41	40:57	41:30	47:20:22	
51	100	Jennifer Roach,F,57,CO	4:14	4:19	7:21	7:24	11:38	11:41	14:52	14:52	16:19	16:24	18:59	19:13	24:26	24:29	27:12	27:23	33:18	33:35	37:40	37:41	39:47	39:51	43:28	43:33	47:57:06	
52		Leonard Martin,M,57,TN	4:42	4:46	7:50	7:58	12:24	12:33	15:28	15:31	16:50	16:53	18:18	19:41	23:42	23:46	26:39	26:47	33:33	33:55	38:21	38:25	40:35	40:39	43:58	43:58	48:02:19	
176		John Taylor,M,48,MN	3:56	4:02	6:49	6:54	10:43	10:56	13:38	13:41	14:44	14:48	16:47	17:17	21:24	21:35	24:14	24:41	31:46	32:24	36:25	36:29	38:23	38:31	42:23	:	:	
174		Jim Sweatt,M,54,AR	4:09	4:13	7:10	7:19	11:09	11:18	14:15	14:15	15:34	15:37	17:47	18:13	22:45	22:53	25:35	26:01	32:47	33:01	37:11	37:20	39:38	39:47	45:04	:	:	
48		Andrew Barney,M,37,UT	3:55	3:59	6:49	6:53	11:03	11:20	14:45	14:52	16:02	16:06	18:14	18:39	22:57	23:04	25:55	26:10	33:04	33:25	38:11	38:18	40:23	40:27	46:05	:	:	
119		John Fors,M,43,CA	2:55	2:56	5:01	5:05	8:08	8:15	11:01	11:03	11:47	11:50	13:22	13:29	17:24	17:46	20:19	20:47	28:25	28:35	34:58	35:05	37:15	37:29	:	:	:	
142		Kirk McCarville,M,56,AZ	3:32	3:37	6:01	6:05	9:29	9:39	12:39	12:40	13:43	13:43	15:59	16:52	21:46	22:02	25:02	25:29	33:17	33:28	38:08	38:20	40:31	40:37	:	:	:	
150		Yuki Negoro,F,49,NJ	3:32	3:38	6:10	6:14	9:52	10:07	12:58	13:03	14:14	14:18	16:38	17:11	22:46	22:59	26:09	26:32	33:42	33:51	38:21	38:25	40:45	40:48	:	:	:	
21		Paul Ralyea,M,43,VA	3:15	3:18	5:28	5:32	8:37	8:37	10:49	10:52	11:41	11:44	13:10	13:19	16:21	16:26	18:53	19:05	26:00	:	:	:	:	:	:	:	:	:
36		Honey Albrecht,F,50,AZ	3:29	3:34	5:51	5:53	9:11	9:24	11:56	12:00	12:48	12:56	14:35	14:58	18:38	18:53	21:01	22:12	28:40	:	:	:	:	:	:	:	:	:
39		Bob Combs,M,43,OH	3:26	3:29	5:50	5:54	9:23	9:32	12:33	12:35	13:25	13:27	15:24	15:34	20:07	20:34	23:52	24:09	31:34	:	:	:	:	:	:	:	:	:
114		Theresa Do,F,47,CO	3:47	3:51	6:33	6:36	10:17	10:25	13:12	13:13	14:17	14:22	16:22	16:42	21:17	21:34	24:38	24:58	32:38	:	:	:	:	:	:	:	:	:
121		Devin Gardiner,M,32,CO	3:07	3:09	5:18	5:22	8:23	8:36	11:09	11:15	12:04	12:20	14:02	14:28	21:10	23:50	25:52	26:03	33:00	:	:	:	:	:	:	:	:	:
115		Ron Ely,M,39,MD	4:00	4:08	7:06	7:12	11:10	11:31	14:30	14:38	15:39	15:46	17:38	18:01	22:31	22:44	25:33	26:20	33:06	:	:	:	:	:	:	:	:	:
192		Deb Pero,F,55,NM	3:46	3:49	6:27	6:30	10:03	10:13	12:49	12:50	13:45	13:51	15:40	16:01	19:59	20:38	23:43	26:55	33:48	:	:	:	:	:	:	:	:	:
1		Karl Meltzer,M,42,UT	2:33	2:35	4:2																							

2010 Hardrock Hundred Results in Time of Day

Bib	Place	Name, Sex, Age, State	11.5 Miles		18.9 Miles		27.8 Miles		32.7 Miles		35.9 Miles		43.9 miles		51.9 Miles		58.4 Miles		71.9 miles		80.0 Miles		85.1 Miles		91.2 Miles		100.5 Miles		
			In	Out	In	Out	In	Out	In	Out	In	Out	In	Out	In	Out	In	Out	In	Out	In	Out	In	Out	In	Out	In	Out	In
5	1	Jared Campbell,M,30,UT	8:30	8:32	10:14	10:15	12:35	12:36	14:25	14:26	14:57	14:58	16:12	16:12	18:35	18:36	20:15	20:19	0:01	0:04	3:05	3:06	4:31	4:33	6:46	6:46	9:18	27:18:06	
3	2	Diana Finkel,F,38,CO	8:38	8:41	10:21	10:21	12:37	12:37	14:27	14:27	14:58	14:58	16:01	16:01	18:24	18:24	19:47	19:47	23:39	23:41	2:42	2:43	4:13	4:14	6:40	6:41	10:32	28:32:06	
118	3	Michael Foote,M,26,MT	8:37	8:39	10:24	10:25	12:47	12:48	14:51	14:55	15:29	15:31	16:44	16:51	19:25	19:30	21:11	21:19	2:13	2:22	5:30	5:33	6:48	6:49	9:02	9:05	11:35	29:35:22	
101	4	Darcy Africa,F,35,CO	8:38	8:40	10:43	10:45	13:08	13:10	15:04	15:04	15:39	15:39	16:53	17:00	19:26	19:30	21:22	21:23	2:12	2:21	5:32	5:35	7:04	7:08	9:22	9:25	12:14	30:14:49	
154	5	Nick Pedatella,M,25,CO	8:32	8:34	10:14	10:16	12:29	12:29	14:14	14:15	14:52	14:52	16:01	16:04	18:30	18:32	20:02	20:06	0:31	0:39	5:35	5:42	7:03	7:11	9:34	9:39	12:18	30:18:52	
8	6	Ted Mahon,M,37,CO	8:57	8:58	10:53	10:56	13:28	13:32	15:32	15:32	16:08	16:10	17:26	17:36	20:09	20:10	21:56	22:04	2:42	2:54	5:58	6:01	7:23	7:24	9:37	9:41	12:21	30:21:26	
157	7	Jason Poole,M,38,CO	8:38	8:40	10:43	10:45	13:10	13:14	15:21	15:24	16:02	16:05	17:21	17:33	20:09	20:11	22:08	22:18	2:52	3:00	6:25	6:30	7:56	8:01	10:00	10:04	12:31	30:31:21	
130	8	Adam Hewey,M,42,WA	8:50	8:53	10:45	10:46	13:10	13:16	15:11	15:15	15:47	15:50	16:58	17:15	19:57	20:07	21:54	22:07	3:25	3:42	6:45	6:52	8:17	8:22	10:25	10:33	12:57	30:57:15	
106	9	John Beard,M,46,TX	8:54	8:54	10:46	10:47	13:26	13:27	15:30	15:31	16:07	16:08	17:24	17:30	20:14	20:16	22:09	22:23	3:24	3:42	6:49	6:55	8:19	8:26	10:32	10:39	12:59	30:59:05	
6	10	Roch Horton,M,52,UT	8:46	8:48	10:39	10:40	13:20	13:22	15:28	15:28	16:08	16:09	17:27	17:29	20:09	20:09	22:08	22:08	2:52	3:00	6:23	6:25	7:54	7:56	10:18	10:19	13:09	31:09:15	
4	11	Scott Jaime,M,40,CO	8:25	8:26	9:59	10:00	12:10	12:10	14:08	14:09	14:40	14:41	15:53	15:55	19:18	19:23	21:26	22:58	3:24	3:57	7:08	7:15	8:41	8:47	10:52	10:54	13:17	31:17:14	
102	12	John Anderson,M,31,CO	8:31	8:33	10:15	10:17	12:30	12:32	14:22	14:25	14:57	14:58	16:03	16:07	18:33	18:35	20:05	20:11	1:15	2:05	5:15	5:17	6:48	6:48	10:31	10:42	13:41	31:41:44	
14	13	Brett Gosney,M,51,CO	8:59	9:03	11:00	11:02	13:38	13:42	15:45	15:48	16:30	16:32	17:45	17:56	20:29	20:33	22:25	22:39	3:41	3:56	7:06	7:13	8:41	8:43	11:04	11:12	14:17	32:17:49	
161	14	Tom Remkes,M,48,UT	8:54	8:56	10:54	10:57	13:33	13:39	15:36	15:39	16:13	16:16	17:37	17:55	20:36	20:42	22:51	23:01	3:44	4:04	7:07	7:11	8:41	8:48	11:28	11:36	14:31	32:31:23	
15	15	Betsy Nye,F,45,CA	8:54	8:55	10:47	10:49	13:27	13:29	15:33	15:33	16:09	16:10	17:27	17:36	20:19	20:21	22:26	22:30	3:56	4:09	7:32	7:36	9:07	9:07	11:39	11:40	14:32	32:32:07	
140	16	Glenn Mackie,M,48,CO	8:49	8:50	10:37	10:38	13:03	13:04	15:04	15:05	15:40	15:41	16:51	17:01	19:26	19:27	21:12	21:17	1:40	1:47	5:40	5:45	7:16	7:21	10:19	10:24	14:36	32:36:50	
9	17	Tyler Curriel,M,54,TX	8:59	9:03	11:05	11:08	13:55	14:05	16:19	16:21	16:57	17:00	18:30	18:42	21:33	21:37	23:45	23:57	4:46	5:03	8:12	8:16	9:40	9:42	11:49	11:54	14:58	32:58:49	
128	18	Greg Hartman,M,36,CO	8:51	8:54	10:53	10:55	13:34	13:38	15:49	15:49	16:29	16:31	17:52	18:01	21:24	21:54	23:53	0:30	5:10	5:36	8:50	8:51	10:22	10:25	12:32	12:36	15:22	33:22:59	
165	19	Terry Sentinella,M,46,WA	9:00	9:00	10:57	11:00	13:44	13:46	15:56	15:58	16:34	16:37	18:03	18:03	20:52	20:55	22:52	22:57	5:59	4:06	7:31	7:33	9:12	9:15	11:55	12:03	15:33	33:33:00	
137	20	Jason Koop,M,31,CO	8:54	8:55	10:47	10:49	13:21	13:22	15:31	15:32	16:09	16:10	17:18	17:25	20:08	20:09	22:07	22:15	4:17	4:29	8:21	8:32	9:48	9:49	12:36	12:41	16:06	34:06:22	
18	21	Allen Hadley,M,53,CO	8:52	8:53	10:46	10:51	13:28	13:29	15:35	15:36	16:12	16:13	17:35	17:44	20:32	20:35	22:39	22:55	4:24	4:40	8:34	8:38	10:17	10:18	13:01	13:07	16:14	34:14:22	
173	22	Tim Stroh,M,48,WA	8:58	9:01	10:58	11:04	13:45	13:53	15:55	15:58	16:34	16:37	17:54	18:07	20:43	20:45	22:41	22:47	4:02	4:28	8:12	8:20	9:48	10:04	12:37	12:42	16:17	34:17:53	
124	23	Garrett Grabuins,M,37,CO	9:00	9:05	11:06	11:09	13:50	13:58	16:06	16:08	16:47	16:49	18:25	18:32	21:16	21:25	23:25	23:41	5:04	5:46	9:16	9:29	10:52	11:11	13:15	13:25	16:19	34:19:45	
13	24	Bruce Grant,M,44,CAN	8:54	8:56	10:57	10:59	13:39	13:42	16:03	16:05	16:40	16:42	18:02	18:13	21:11	21:14	23:20	23:35	4:59	5:39	8:30	8:33	10:10	10:15	12:52	13:01	16:37	34:37:38	
16	25	Betsy Kalmeyer,F,49,CO	8:58	9:04	11:06	11:12	13:53	14:03	16:05	16:08	16:45	16:49	18:10	18:24	21:18	21:31	23:38	0:03	6:07	6:29	9:42	9:48	11:12	11:24	13:35	13:46	16:39	34:39:33	
17	26	Scott Brockmeier,M,48,GA	9:26	9:29	11:51	11:52	15:04	15:12	17:37	17:37	18:24	18:26	19:53	20:03	23:09	23:12	1:23	1:37	6:56	7:16	10:39	10:45	12:09	12:14	14:20	14:32	17:35	35:35:50	
177	27	Neal Taylor,M,47,CO	8:58	9:00	10:56	10:58	13:51	13:59	16:14	16:15	16:57	16:58	18:35	18:50	21:33	21:36	23:50	0:01	6:10	6:32	9:52	9:54	11:19	11:20	14:03	14:06	17:46	35:46:09	
158	28	John Prater,M,39,CO	9:16	9:19	11:24	11:26	14:11	14:19	16:35	16:40	17:14	17:15	18:35	19:00	22:22	22:30	0:40	1:15	7:14	7:49	10:44	10:45	12:11	12:15	14:34	14:42	17:54	35:54:20	
25	29	Chris Twigg,M,39,FL	9:08	9:09	11:28	11:30	14:37	14:43	17:37	17:42	18:28	18:29	20:00	20:10	23:39	23:43	2:13	2:24	7:27	7:34	10:31	10:35	12:07	12:09	14:29	14:37	17:58	35:58:17	
160	30	Kris Quandt,M,36,WY	8:59	9:03	11:07	11:07	14:10	14:17	16:25	16:26	17:10	17:12	18:49	19:02	21:52	22:00	0:15	0:34	6:01	6:14	9:45	9:50	11:26	11:37	14:09	14:25	18:05	36:05:41	
175	31	Paul Sweeney,M,44,CA	8:54	8:55	10:45	10:47	13:33	13:37	15:13	15:18	16:06	16:18	18:18	18:43	21:07	21:39	23:49	2:21	2:33	7:36	8:07	11:16	11:18	12:40	12:43	14:59	15:24	18:13	36:13:17
125	32	John Hallsten,M,53,MT	8:54	8:56	10:53	10:58	13:28	13:38	15:37	15:40	16:18	16:22	17:49	18:07	21:05	21:15	23:36	0:13	6:18	6:43	10:19	10:30	12:06	12:07	14:40	14:46	18:27	36:27:09	
168	33	Paul Smith,M,54,CO	9:23	9:26	11:46	11:53	15:08	15:20	17:37	17:40	18:20	18:24	19:41	20:00	23:01	23:06	1:20	1:31	6:54	7:23	10:50	10:57	12:31	12:41	15:14	15:23	18:50	36:50:18	
163	34	Steve Roark,M,42,AZ	9:31	9:35	11:49	11:52	14:42	14:47	16:52	16:53	17:44	17:46	19:22	19:37	22:58	23:06	1:45	2:08	8:07	8:40	11:43	11:48	13:28	13:38	15:52	16:05	18:59	36:59:09	
153	35	David Pease,M,47,UT	9:08	9:11	11:27	11:30	14:36	14:50	17:14	17:15	18:00	18:02	19:30	19:52	23:24	23:36	2:10	2:26	7:54	8:10	11:41	11:47	13:22	13:27	15:57	16:09	19:24	37:24:43	
19	36	Jon Teisher,M,34,CO	8:58	9:02	11:06	11:09	14:07	14:11	16:12	16:14	16:57	16:59	18:45	18:55	21:08	21:11	23:43	0:43	7:40	8:31	11:32	11:39	13:22	13:29	16:14	16:25	19:31	37:31:26	
129	37	Donnie Haubert,M,32,CO	8:50	8:53	10:45	10:46	13:40	13:46	16:25	16:30	17:18	17:21	19:03	19:20	22:56	23:09	1:57	2:31	7:53	8:12	11:37	11:43	13:19	13:20	15:53	16:02	19:32	37:32:24	
145	38	Marc Miller,M,28,WY	9:26	9:31	11:36	11:40	14:28	14:36	16:54	16:57	17:44	17:48	19:23	19:42	22:42	22:55	1:12	1:29	7:14	7:32	11:05	11:14	12:48	12:57	16:00	16:03	19:37	37:37:55	
11	39	Mike Ehrlich,M,47,CO	8:56	8:58	10:45	10:46	13:07	13:09	15:07	15:10	15:46	15:48	17:10	17:17	20:09	20:12	22:18	22:31	4:42	5:04	8:51	8:58	10:40	11:06	14:15	14:34	19:42	37:42:34	
12	40	David Coblentz,M,47,NM	9:00	9:03	11:02	11:08	13:47	13:52	16:06	16:10	16:47	16:50	18:05	18:12	21:25	21:55	0:19	2:08	7:44	8:00	11:38	11:43	13:25	13:29	15:53	16:08	19:44	37:44:46	
185	41	Joe Winch,M,54,IA	9:23	9:24	11:41	11:43	14:44	14:48	17:01	17:03	17:52	17:53	19:29	19:37	22:53	23:01	1:14	1:24	7:19	7:31	11:28	11:34	13:24	13:25	16:05	16:11	19:45	37:45:46	

2010 Hardrock Hundred Results in Time of Day

Bib	Place	Name, Sex, Age, State	11.5 Miles		18.9 Miles		27.8 Miles		32.7 Miles		35.9 Miles		43.9 miles		51.9 Miles		58.4 Miles		71.9 miles		80.0 Miles		85.1 Miles		91.2 Miles		100.5 Miles		
			In	Out	In	Out	In	Out	In	Out	In	Out	In	Out	In	Out	In	Out	In	Out	In	Out	In	Out	In	Out	In	Out	Finish
135	72	Jamshid Khajavi,M,57,WA	9:28	9:30	12:16	12:20	15:57	16:08	19:25	19:25	20:17	20:18	22:19	22:29	2:53	2:54	5:23	5:25	11:14	11:46	16:14	16:16	18:23	18:23	21:10	21:13	1:30	43:30:02	
29	73	Rob Hacker,M,49,CO	9:22	9:24	11:38	11:45	14:56	15:05	17:34	17:36	18:27	18:30	20:17	20:37	0:52	0:59	3:46	4:31	10:31	11:01	15:00	15:05	16:53	17:00	20:27	20:32	1:35	43:35:04	
127	74	Gordon Hardman,M,59,CO	9:48	9:54	12:21	12:26	15:56	16:05	18:50	18:54	19:48	19:55	21:56	22:24	2:21	2:27	5:17	5:33	11:14	11:38	15:29	15:32	17:20	17:24	20:07	20:20	1:39	43:39:12	
143	75	Steve McClung,M,48,CO	9:47	9:52	12:21	12:34	15:57	16:15	18:48	18:53	19:48	19:53	21:35	22:06	1:44	3:58	6:26	7:40	12:57	14:02	17:28	17:35	19:07	19:18	22:05	22:30	1:40	43:40:25	
49	76	Wendell Doman,M,50,CA	9:43	9:48	12:36	12:38	16:21	16:27	19:20	19:22	20:16	20:19	22:15	22:26	2:19	2:25	5:15	5:29	11:39	11:43	16:08	16:11	17:57	18:02	21:17	21:30	1:59	43:59:48	
159	77	Mike Price,M,60,UT	9:31	9:37	11:59	12:02	15:20	15:36	17:58	18:05	19:02	19:08	20:54	21:26	0:49	0:54	3:36	4:26	10:18	10:51	14:35	15:46	17:22	17:32	20:32	20:54	2:05	44:05:45	
40	78	Rickie Redland,F,56,CO	9:29	9:35	11:59	12:04	15:15	15:25	17:44	17:45	18:47	18:56	20:41	20:58	0:33	0:36	3:30	3:47	10:19	10:33	14:54	15:01	17:01	17:11	20:32	20:50	2:21	44:21:31	
149	79	Kevin Neadeau,M,39,CO	9:43	9:47	12:16	12:26	15:43	15:57	18:25	18:29	19:25	19:27	21:12	21:36	1:16	1:29	4:05	4:43	10:28	11:02	15:10	15:23	17:26	17:38	20:31	21:01	2:31	44:31:43	
38	80	Michael Bur,M,45,MD	9:21	9:23	11:47	11:49	15:14	15:30	18:15	18:23	19:25	19:26	21:12	21:30	1:45	1:48	4:52	6:05	12:14	12:46	17:19	17:35	19:29	19:36	22:49	23:01	3:07	45:07:26	
134	81	Roger Kane,M,52,CO	9:40	9:48	12:25	12:41	16:27	16:49	19:09	19:15	20:16	20:22	22:28	22:56	2:30	2:41	5:18	5:59	11:54	12:27	16:48	16:59	18:37	18:51	21:59	22:26	3:32	45:32:51	
151	82	Barry Oelrich,M,37,CO	9:23	9:25	11:45	11:52	15:14	15:36	18:30	18:33	19:37	19:51	21:43	22:18	2:12	2:33	5:19	6:59	12:50	13:34	17:38	17:45	19:25	19:33	22:49	23:13	3:40	45:40:15	
23	83	Dennis Drey,M,58,NM	9:32	9:34	11:49	11:53	15:01	15:11	17:36	17:36	18:26	18:29	20:17	20:17	23:51	0:02	2:39	3:19	11:16	12:39	16:40	16:50	18:46	18:59	22:25	22:43	3:50	45:50:50	
33	84	Andrew Hewat,M,47,AUS	10:00	10:02	12:27	12:33	16:13	16:24	19:07	19:11	20:02	20:06	21:58	22:16	2:20	2:28	5:24	5:53	13:12	14:02	18:17	18:22	20:04	20:08	23:38	23:57	4:01	46:01:17	
169	85	Zane Smith,M,37,TN	9:44	9:48	12:24	12:31	15:56	16:10	18:57	19:02	19:58	20:03	22:02	22:15	2:18	2:27	5:26	5:40	11:13	11:34	15:38	15:45	17:48	17:54	21:51	22:08	4:08	46:08:59	
41	86	Robert Andrusis,M,42,AZ	9:30	9:34	12:01	12:08	15:52	16:12	19:07	19:08	20:06	20:10	22:16	23:16	3:46	4:02	7:01	7:46	13:35	14:04	17:52	17:55	19:41	19:47	22:58	23:37	4:12	46:12:14	
126	87	Kean Hankins,M,44,NC	9:26	9:32	12:01	12:09	15:47	15:58	18:54	18:57	19:54	19:57	21:40	22:44	2:35	2:46	5:25	5:48	12:06	12:21	16:34	16:49	18:55	19:11	22:53	23:23	4:12	46:12:26	
44	88	Kerry Collings,M,61,UT	9:48	9:53	12:27	12:31	16:00	16:13	18:52	18:54	19:53	19:59	22:06	22:36	2:35	2:43	5:36	6:00	12:44	13:11	17:37	17:43	19:35	19:41	23:06	23:25	4:15	46:15:36	
166	89	John Sharp,M,32,TX	9:58	10:03	12:28	12:46	16:32	16:43	19:14	19:16	20:14	20:23	22:28	22:56	2:30	2:40	5:30	5:59	12:10	12:48	16:54	17:02	18:52	19:05	22:52	23:03	4:26	46:26:15	
46	90	Pat Homelvig,M,51,CO	9:45	9:45	12:33	12:34	16:24	16:34	19:25	19:26	20:22	20:28	22:36	22:52	2:41	2:53	6:02	6:24	12:51	13:08	17:24	17:31	19:20	19:28	23:04	23:27	4:36	46:36:17	
170	91	Scott Snyder,M,55,CO	9:48	9:54	12:40	12:44	16:27	16:37	19:23	19:26	20:22	20:28	22:36	22:37	3:05	3:11	6:09	6:12	12:53	13:16	17:38	17:39	19:32	19:38	23:05	23:14	4:50	46:50:23	
131	92	Kristina Irvin,F,52,CA	9:53	10:01	12:52	12:58	16:37	16:53	19:26	19:29	20:30	20:35	22:49	23:08	3:05	3:21	6:15	6:44	12:52	13:19	17:38	17:40	19:32	19:44	23:09	23:22	4:54	46:54:07	
50	93	Rick Percy,M,57,CO	9:37	9:41	12:21	12:30	16:24	16:36	19:34	19:35	20:38	20:41	23:07	23:17	4:15	4:24	7:20	7:36	13:54	14:10	18:31	18:37	20:28	20:37	0:09	0:18	4:59	46:59:09	
141	94	Stephane Marchand,M,37,FR	9:43	9:47	12:28	12:46	16:32	16:46	19:25	19:30	20:30	20:35	22:28	23:09	2:48	2:59	5:46	6:28	12:52	13:31	17:27	17:32	19:26	19:34	23:19	23:38	5:03	47:03:29	
53	95	Margaret Heaphy,F,54,MT	10:27	10:29	13:21	13:25	17:29	17:41	21:14	21:15	22:16	22:22	0:59	1:35	5:39	5:43	8:16	8:33	14:48	15:03	19:02	19:05	21:09	21:17	0:57	1:11	5:12	47:12:37	
122	96	Susan Gardner,F,46,NM	9:58	10:02	12:58	13:01	17:04	17:15	19:51	19:54	21:04	21:11	23:13	23:44	3:26	3:40	6:40	7:08	14:00	14:27	18:25	18:30	20:21	20:25	0:11	0:22	5:15	47:15:21	
120	97	Marty Fritzhand,M,67,OH	10:00	10:03	12:50	12:59	17:14	17:28	20:22	20:26	21:45	21:48	23:56	0:18	4:49	5:03	7:28	7:50	14:03	14:28	18:26	18:30	20:16	20:25	0:10	0:19	5:16	47:16:11	
167	98	Mike Smith,M,52,IN	9:31	9:39	12:18	12:26	16:10	16:31	19:20	19:22	20:22	20:25	22:20	22:44	2:47	2:54	6:02	6:22	12:50	13:20	17:47	17:50	19:37	19:45	23:35	23:44	5:18	47:18:50	
42	99	Eric (Rick) Hodges,M,61,CO	9:50	9:56	12:22	12:30	15:42	16:03	18:48	18:52	20:04	20:13	22:16	22:56	3:10	3:12	5:52	6:32	12:01	12:44	16:30	16:48	18:41	19:10	22:57	23:30	5:20	47:20:22	
51	100	Jennifer Roach,F,57,CO	10:14	10:19	13:21	13:24	17:38	17:41	20:52	20:52	22:19	22:24	0:59	1:13	6:26	6:29	9:12	9:23	15:18	15:35	19:40	19:41	21:47	21:51	1:28	1:33	5:57	47:57:06	
52		Leonard Martin,M,57,TN	10:42	10:46	13:50	13:58	18:24	18:33	21:28	21:31	22:50	22:53	0:18	1:41	5:42	5:46	8:39	8:47	15:33	15:55	20:21	20:25	22:35	22:39	1:58	1:58	6:02	48:02:19	
176		John Taylor,M,48,MN	9:56	10:02	12:49	12:54	16:43	16:56	19:38	19:41	20:44	20:48	22:47	23:17	3:24	3:35	6:14	6:41	13:46	14:24	18:25	18:29	20:23	20:31	0:23				
174		Jim Sweatt,M,54,AR	10:09	10:13	13:10	13:19	17:09	17:18	20:15	20:15	21:34	21:37	23:47	0:13	4:45	4:53	7:35	8:01	14:47	15:01	19:11	19:20	21:38	21:47	3:04				
48		Andrew Barney,M,37,UT	9:55	9:59	12:49	12:53	17:03	17:20	20:45	20:52	22:02	22:06	0:14	0:39	4:57	5:04	7:55	8:10	15:04	15:25	20:11	20:18	22:23	22:27	4:05				
119		John Fors,M,43,CA	8:55	8:56	11:01	11:05	14:08	14:15	17:01	17:03	17:47	17:50	19:22	19:29	23:24	23:46	2:19	2:47	10:25	10:35	16:58	17:05	19:15	19:29					
142		Kirk McCarville,M,56,AZ	9:32	9:37	12:01	12:05	15:29	15:39	18:39	18:40	19:43	19:43	21:59	22:52	3:46	4:02	7:02	7:29	15:17	15:28	20:08	20:20	22:31	22:37					
150		Yuki Negoro,F,49,NJ	9:32	9:38	12:10	12:14	15:52	16:07	18:58	19:03	20:14	20:18	22:38	23:11	4:46	4:59	8:09	8:32	15:42	15:51	20:21	20:25	22:45	22:48					
21		Paul Ralyea,M,43,VA	9:15	9:18	11:28	11:32	14:37	14:37	16:49	16:52	17:41	17:44	19:10	19:19	22:21	22:26	0:53	1:05	8:00										
36		Honey Albrecht,F,50,AZ	9:29	9:34	11:51	11:53	15:11	15:24	17:56	18:00	18:48	18:56	20:35	20:58	0:38	0:53													

Hardrock Hundred Historical Results (as of 7/12/10)

Place	Name	Age	State	Time	Sex	Year-Place	Number Finished
1	Kyle Skaggs	23	NM	23:23:30	M	08-001	
2	Karl Meltzer	41	UT	24:38:02	M	09-001	6
3	Troy Howard	36	CA	26:01:18	M	09-002	
4	Scott Jurek	34	WA	26:08:34	M	07-001	
5	Karl Meltzer	33	UT	26:39:35	M	01-001	6
6	Karl Meltzer	38	UT	27:07:55	M	06-001	6
7	Jared Campbell	30	UT	27:18:06	M	10-001	6
8	Diana Finkel	37	CO	27:18:24	F	09-003	3
9	Scott Jaime	39	CO	27:47:53	M	09-004	5
10	Karl Meltzer	35	UT	28:01:55	M	03-001	6
11	Andy Jones-Wilkins	41	ID	28:09:29	M	09-005	
12	Karl Meltzer	37	UT	28:29:15	M	05-001	6
13	Diana Finkel	38	CO	28:32:06	F	10-002	3
14	Jared Campbell	29	UT	28:32:57	M	09-006	6
15	Hans Put	41	NY	28:42:00	M	01-002	2
16	Mark Hartell	39	UK	28:49:10	M	03-002	3
17	Karl Meltzer	39	UT	28:59:08	M	07-002	6
18	Krissy Moehl	30	WA	29:24:45	F	07-003	
19	Kirk Apt	38	CO	29:35:00	M	00-001	16
20	Michael Foote	26	MT	29:35:22	M	10-003	
21	David Horton	43	VA	29:35:48	M	93-001	5
22	Jared Campbell	27	UT	29:37:11	M	07-004	6
23	Leland Barker	46	UT	29:43:06	M	03-003	
24	Paul Sweeney	41	CA	29:46:29	M	07-005	6
25	Scott Gordon	39	NM	29:49:15	M	00-002	3
26	Scott Jaime	38	CO	29:50:53	M	08-002	5
27	Betsy Kalmeyer	40	CO	29:58:00	F	01-003	12
28	Paul Sweeney	39	CA	30:02:28	M	05-002	6
29	Jan Fiala	48	NM	30:05:02	M	01-004	6
30	Blake Wood	40	NM	30:10:58	M	99-001	15
31	David Horton	50	VA	30:12:23	M	00-003	5
32	Ricky Denesik	38	CO	30:12:31	M	98-001	4
33	Jonathan Worswick	38	AUS	30:12:40	M	01-005	3
34	Darcy Africa	35	CO	30:14:49	F	10-004	
35	Nick Pedatella	25	CO	30:18:52	M	10-005	
36	Ricky Denesik	48	CO	30:21:23	M	08-003	4
37	Ted Mahon	37	CO	30:21:26	M	10-006	3
38	David Horton	48	VA	30:27:00	M	98-002	5
39	Scott Gordon	40	NM	30:27:45	M	01-006	3
40	Joseph Shults	46	CO	30:29:27	M	06-002	2
41	Jason Poole	38	CO	30:31:21	M	10-007	2
42	Mark Hartell	32	UK	30:33:31	M	97-001T	3
43	Mark C. McDermott	38	UK	30:33:31	M	97-001T	
44	Curtis Anderson	40	CO	30:37:21	M	03-004	2
45	Paul Sweeney	38	CA	30:39:14	M	04-001	6
46	Ruth Zollinger	36	UT	30:40:38	F	01-007	
47	James Nelson	40	UT	30:43:06	M	00-004	6
48	Jan Fiala	47	NM	30:43:20	M	00-005	6
49	Rick Trujillo	48	CO	30:44:17	M	96-001	2
50	Glenn Mackie	45	TX	30:45:12	M	07-006	5
51	Jonathan Worswick	37	CA	30:46:16	M	00-006	3
52	Phill Kiddoo	33	CA	30:52:33	M	07-007	2
53	Mark Hartell	31	UK	30:54:13	M	96-002	3
54	Jared Campbell	28	UT	30:55:24	M	08-004	6
55	Hans Put	38	NY	30:56:23	M	99-002	2
56	Adam Hewey	42	WA	30:57:15	M	10-008	
57	John Beard	46	TX	30:59:05	M	10-009	2
58	Sam Thompson	28	WA	31:03:13	M	09-007	
59	Kirk Apt	36	CO	31:03:20	M	98-003	16
60	Randy Isler	42	NM	31:05:04	M	99-003	14
61	Nick Coury	21	AZ	31:07:10	M	08-005	
62	Roch Horton	52	UT	31:09:15	M	10-010	10
63	Roch Horton	51	UT	31:09:39	M	09-008	10
64	Diana Finkel	36	CO	31:09:40	F	08-006	3
65	Scott Mills	49	VA	31:11:05	M	00-007	5
66	Randy Isler	41	NM	31:14:50	M	98-004	14
67	Scott Mills	47	VA	31:16:53	M	98-005	5
68	Scott Jaime	40	CO	31:17:14	M	10-011	5
69	Curtis Anderson	36	UT	31:22:50	M	99-004	2
70	Ricky Denesik	49	CO	31:23:54	M	09-009	4
71	Giselher Schneider	41	GER	31:24:33	M	04-002	2
72	Hal Koerner	29	WA	31:29:27	M	05-003	
73	Dennis Poolheco	40	AZ	31:32:15	M	00-008	
74	Zachary Grossman	28	CA	31:34:58	M	05-004	
75	Kirk Apt	41	CO	31:36:37	M	03-005	16
76	Kirk Apt	39	CO	31:40:00	M	01-008	16
77	David Horton	46	VA	31:40:59	M	96-003	5
78	Emily Baer	31	CO	31:41:34	F	07-008	5
79	John Anderson	31	CO	31:41:44	M	10-012	
80	Ken Jensen	32	UT	31:42:03	M	00-009	2
81	Tim Laney	47	UK	31:46:50	M	05-005	
82	Aaron Denberg	42	AZ	31:47:32	M	09-010	
83	Joe Clapper	39	VA	31:47:37	M	98-006	3
84	Garrett Graubins	33	CO	31:51:24	M	05-006	
85	Betsy Kalmeyer	45	CO	31:53:51	F	06-003	12
86	Mark Lange	33	CO	31:53:54	M	96-004	3
87	James Nelson	38	UT	31:54:36	M	99-005	2
88	Hiroki Ishikawa	30	JP	31:55:18	M	05-007	2
89	Betsy Kalmeyer	38	CO	31:55:36	F	99-006	12
90	Ricky Denesik	47	CO	31:58:01	M	07-009	4
91	Kevin Shilling	37	UT	31:59:12	M	04-003	

Hardrock Hundred Historical Results (as of 7/12/10)

Place	Name	Age	State	Time	Sex	Year-Place	Number Finished
92	Ted Mahon	36	CO	31:59:20	M	09-011	3
93	Tom Hayes-McGoff	51	MT	31:59:50	M	01-009	4
94	Scott Hirst	33	CO	32:00:13	M	94-001	
95	Scott Gordon	38	NM	32:00:33	M	99-007	3
96	Sue Johnston	40	VT	32:07:41	F	05-008	3
97	Phillipe Verdier	46	FR	32:15:50	M	09-012	
98	Randy Isler	40	NM	32:17:05	M	97-003	14
99	Brett Gosney	51	CO	32:17:49	M	10-013	5
100	Sue Johnston	35	VT	32:20:03	F	00-010	3
101	Rick Trujillo	46	CO	32:20:24	M	94-002	2
102	David Horton	42	VA	32:24	M	92-001	5
103	Tom Hayes-McGoff	55	MT	32:26:00	M	05-009	4
104	Ty Draney	32	WY	32:27:17	M	06-004	2
105	Glenn Mackie	44	TX	32:28:03	M	06-005	5
106	Roch Horton	48	UT	32:28:38	M	06-006	10
107	Kirk Apt	32	CO	32:29:40	M	94-003	16
108	Tom Remkes	48	UT	32:31:23	M	10-014	2
109	Betsy Nye	45	CA	32:32:07	F	10-015	10
110	Whit Rambach	40	CA	32:32:50	M	07-010	
111	Tim Semminoff	40	UT	32:32:59	M	99-008	2
112	Kirk Apt	42	CO	32:34:16	M	04-004	16
113	Tom Garrison	48	NM	32:35:04	M	06-007	5
114	Charlie Thom	47	NM	32:36:14	M	93-002	10
115	Randy Isler	39	NM	32:36:38	M	96-005	14
116	Glenn Mackie	48	CO	32:36:50	M	10-016	5
117	Sue Johnston	33	VT	32:37:02	F	99-009	3
118	Tyler Curiel	45	TX	32:41:50	M	01-010	11
119	Tyler Curiel	53	TX	32:42:15	M	09-013	11
120	Scott Mills	56	CA	32:43:17	M	07-011	5
121	Neal Taylor	44	CO	32:43:26	M	06-008	4
122	Giselher Schneider	34	GER	32:43:54	M	98-007	2
123	Kirk Apt	35	CO	32:43:58	M	97-004	16
124	Jan Fiala	50	NM	32:45:55	M	03-006	6
125	Brett Sublett	40	CO	32:47:58	M	05-010	2
126	David Coblentz	45	NM	32:48:31	M	08-007	4
127	Allen Hadley	50	CO	32:48:50	M	07-012	4
128	Betsy Kalmeyer	43	CO	32:48:52	F	04-005	12
129	Betsy Nye	41	CA	32:52:09	F	06-009	10
130	Scott Jaime	37	CO	32:53:53	M	07-013	5
131	Tom Hayes-McGoff	53	MT	32:55:00	M	03-007	4
132	Tom Remkes	47	UT	32:56:00	M	08-008	2
133	Mark Lange	30	CO	32:58:30	M	93-003	3
134	Tyler Curiel	54	TX	32:58:49	M	10-017	11
135	Roch Horton	43	CO	32:59:02	M	01-011	10
136	Jonathan Worswick	35	CA	33:01:15	M	98-008	3
137	Betsy Nye	38	CA	33:02:28	F	03-008	10
138	Betsy Kalmeyer	39	CO	33:05:50	F	00-011	12
139	Jan Fiala	45	NM	33:08:05	M	99-010	6
140	Kirk Apt	44	CO	33:10:13	M	06-010	16
141	Ted Mahon	34	CO	33:15:00	M	07-014	3
142	Tom Garrison	42	NM	33:17:25	M	01-012	5
143	David Wilcox	47	CO	33:17:48	M	09-014	2
144	Jeff Browning	36	OR	33:18:08	M	07-015	
145	Scott Jaime	35	CO	33:18:48	M	05-011	5
146	Jamil Coury	24	AZ	33:19:56	M	09-015	
147	Greg Hartman	36	CO	33:22:59	M	10-018	3
148	Ty Draney	33	WY	33:23:07	M	07-016	2
149	Regis Shivers Jr.	29	OH	33:25:32	M	99-011	
150	Betsy Kalmeyer	47	CO	33:25:58	F	08-009	12
151	Bruce Grant	41	CAN	33:26:35	M	07-017	4
152	Erich Peitzsch	30	MT	33:30:19	M	09-016	
153	Blake Wood	42	NM	33:30:59	M	01-013	15
154	Terry Sentinella	46	WA	33:33:00	M	10-019	
155	Joseph Shults	43	CO	33:33:57	M	03-009	2
156	Robert Youngren	34	AL	33:36:13	M	08-010	3
157	Jason Halladay	33	NM	33:36:20	M	07-018	2
158	Dennis Herr	45	VA	33:37	M	92-002	4
159	Tyler Curiel	51	TX	33:38:22	M	07-019	11
160	Betsy Nye	42	CA	33:39:28	F	07-020	10
161	Roch Horton	46	CO	33:39:40	M	04-006	10
162	Kirk Apt	37	CO	33:39:53	M	99-012	16
163	Tom Garrison	45	NM	33:40:26	M	04-007	5
164	Mark Heaphy	34	MT	33:41:47	M	97-005	12
165	Blake Wood	38	NM	33:43:25	M	97-006	15
166	Mike Ehrlich	46	CO	33:46:04	M	09-017	10
167	Betsy Nye	36	CA	33:48:53	F	01-014	10
168	Andy Lapkass	41	CO	33:49:44	M	99-013	
169	Alfred Bogenhuber	64	CA	33:51:00	M	03-010T	2
170	Mike Tilden	37	UT	33:51:00	M	03-010T	3
171	Mike Burke	57	OR	33:51:31	M	08-011	4
172	Tom Garrison	46	NM	33:51:58	M	05-012	5
173	Allen Hadley	47	CO	33:54:06	M	04-008	4
174	Ronda Sundermeier	42	OR	33:56:29	F	09-018	
175	Mark Heaphy	31	MT	33:57:32	M	94-004	12
176	Billy Simpson	51	TN	33:59:15	M	06-011	5
177	Gordon Hardman	45</					

Hardrock Hundred Historical Results (as of 7/12/10)

Place	Name	Age	State	Time	Sex	Year-Place	Number Finished
185	Brian Fisher	42	CO	34:12:24	M	07-021	2
186	Allen Hadley	53	CO	34:14:22	M	10-021	4
187	Gordon Hardman	48	CO	34:15:29	M	99-014	8
188	Paul Sweeney	40	CA	34:16:20	M	06-012	6
189	James Miller	50	CO	34:16:30	M	05-014	2
190	Tim Stroh	48	WA	34:17:53	M	10-022	2
191	Ken Jensen	39	UT	34:18:05	M	07-022	2
192	Roch Horton	49	UT	34:18:05	M	07-022	10
193	Gordon Hardman	49	CO	34:19:37	M	00-014	8
194	Garrett Graubins	37	CO	34:19:45	M	10-023	2
195	Betsy Kalmeyer	42	CO	34:20:06	F	03-012	12
196	Roch Horton	50	UT	34:20:38	M	08-012	10
197	Kirk Apt	31	CO	34:21:01	M	93-004	16
198	Billy Simpson	54	TN	34:26:00	M	09-020	5
199	Tyler Curiel	43	TX	34:27:19	M	99-015	11
200	Tyler Curiel	48	LA	34:28:06	M	04-010	11
201	Jake Jones	33	CO	34:30:11	M	06-013	2
202	Peter Bakwin	42	CO	34:32:00	M	04-011	2
203	Betsy Nye	35	CA	34:35:33	F	00-015	10
204	Tyler Curiel	44	TX	34:35:49	M	00-016	11
205	Paul Fuller	42	CO	34:36:15	M	94-005	2
206	Bruce Grant	44	CAN	34:37:38	M	10-024	4
207	Scott Eppelman	42	TX	34:37:55	M	09-021	6
208	Mike Tilden	34	UT	34:39:13	M	00-017	3
209	Betsy Kalmeyer	49	CO	34:39:33	F	10-025	12
210	David Coblentz	44	NM	34:39:36	M	07-024	4
211	Scott Eppelman	34	TX	34:39:59	M	01-016	6
212	Brian Fisher	43	CO	34:40:16	M	08-013	2
213	Joe Lea	38	NC	34:40:19	M	09-022	2
214	Mike Burke	53	OR	34:40:57	M	04-012	4
215	Roch Horton	42	CO	34:41:47	M	00-018	10
216	David Coblentz	46	NM	34:43:21	M	09-023	4
217	Tyler Curiel	47	LA	34:44:49	M	03-013	11
218	Joe Clapper	37	VA	34:51:15	M	96-007T	3
219	Scott Mills	45	VA	34:51:15	M	96-007T	5
220	Scott McKenzie	43	CA	34:51:19	M	98-009	2
221	Thomas Nielsen	37	CA	34:52:07	M	97-007	2
222	Jared Campbell	25	UT	34:53:28	M	05-015	6
223	James Varner	30	WA	34:54:26	M	07-025	2
224	Betsy Kalmeyer	44	CO	34:55:21	F	05-016	12
225	Mike Ehrlich	43	CO	34:57:58	M	06-014	10
226	John Hallsten	48	MT	34:58:36	M	04-013	3
227	Scott Eppelman	40	TX	34:59:18	M	07-026	6
228	Charlie Thorn	53	NM	35:01:57	M	99-016	10
229	Bruce Grant	42	CAN	35:03:05	M	08-014	4
230	Mike Burke	52	OR	35:05:09	M	03-014	4
231	Alfred Bogenhuber	59	CA	35:05:26	M	99-017	2
232	Brock Gavery	30	WA	35:10:45	M	07-027	2
233	Tyler Curiel	50	LA	35:11:29	M	06-015	11
234	Tom Garrison	49	NM	35:12:43	M	07-028	5
235	Glenn Mackie	46	TX	35:12:58	M	08-015	5
236	Helen Cospolich	32	CO	35:13:56	F	09-024	4
237	Scott Mills	50	VA	35:14:04	M	01-017	5
238	Bruce Grant	43	CAN	35:14:45	M	09-025	4
239	Gordon Hardman	46	CO	35:16:01	M	97-008	8
240	Scott Mason	46	UT	35:16:29	M	08-016	2
241	Neal Taylor	46	CO	35:18:57	M	08-017	4
242	Betsy Nye	34	CA	35:19:20	F	99-018	10
243	Brett Gosney	50	CO	35:21:02	M	09-026	5
244	John Beard	44	TX	35:22:53	M	08-018	2
245	Betsy Nye	44	CA	35:25:04	F	09-027	10
246	Cory Johnson	44	UT	35:25:20	M	08-019	4
247	James Nelson	43	UT	35:26:38	M	03-015	6
248	John Robinson	36	OR	35:28:12	M	01-018	3
249	Kurt Madden	38	CA	35:29:00	M	94-006	2
250	Tyler Curiel	49	LA	35:29:23	M	05-017	11
251	Charlie Thorn	54	NM	35:29:32	M	00-019	10
252	Steve Roark	41	AZ	35:31:03	M	09-028	2
253	John Robinson	38	OR	35:34:20	M	03-016	3
254	Steve Douglas	42	CA	35:34:30	M	07-029	2
255	Betsy Kalmeyer	48	CO	35:35:05	F	09-029	12
256	Charlie Thorn	52	NM	35:35:17	M	98-010	10
258	Scott Brockmeier	48	GA	35:35:50	M	10-026	5
257	Kirk Apt	34	CO	35:35:50	M	96-009	16
259	Rob Edde	34	CA	35:38:05	M	04-014	2
260	Chip Lee	38	CO	35:44:16	M	93-005	3
261	Neal Taylor	47	CO	35:46:09	M	10-027	4
262	Jason Poole	35	CO	35:46:27	M	06-016	2
263	Blake Wood	48	NM	35:46:37	M	07-030	15
264	Gordon Hardman	41	CO	35:47	M	92-003	8
265	Keith Knippling	27	IL	35:47:28	M	03-017	2
266	Elizabeth McGoff	41	MT	35:47:41	F	01-019	2
267	Phill Kiddoo	34	CA	35:47:44	M	08-020	2
268	Bill Geist	38	NM	35:50:10	M	09-030	2
269	Neal Taylor	43	CO	35:50:16	M	05-018	4
270	Randy Isler	44	NM	35:51:21	M	01-020	14
271	Rolly Portelance	54	CAN	35:51:27	M	97-009	2
272	Kirk Apt	43	CO	35:52:16	M	05-019	16
273	Gordon Hardman	43	CO	35:52:19	M	94-007	8
274	Dennis Herr	46	VA	35:52:31	M	93-006	4
275	Steffen Buttner	38	NZ	35:52:50	M	99-019	2
276	John Prater	39	CO	35:54:20	M	10-028	2
277	Edward Boggess	43	CO	35:55:12	M	01-021	2
278	Brian Robinson	46	CA	35:55:44	M	07-031	2

Hardrock Hundred Historical Results (as of 7/12/10)

Place	Name	Age	State	Time	Sex	Year-Place	Number Finished
279	Tim Seminoff	45	UT	35:58:07	M	03-018	2
280	Chris Twiggs	39	FL	35:58:17	M	10-029	6
281	Pasi Kurkilahiti	27	FIN	35:58:21	M	06-017	2
282	Paul Hopwood	45	HI	35:58:56	M	08-021	1
283	Blake Wood	41	NM	36:03:00	M	00-020	15
284	Kris Quandt	36	WY	36:05:41	M	10-030	2
285	James Miller	49	CO	36:05:51	M	04-015	2
286	Dennis Herr	57	VA	36:07:38	M	04-016	4
287	Betsy Nye	43	CA	36:08:23	F	08-022	10
288	Emily Baer	29	CO	36:11:43	F	05-020	5
289	Scott Eppelman	37	TX	36:12:15	M	04-017	6
290	Paul Sweeney	44	CA	36:13:17	M	10-031	6
291	Betsy Kalmeyer	46	CO	36:14:08	F	07-032	12
292	Kimberly Holak	38	MN	36:15:55	F	08-023	2
293	Tim Hewitt	44	PA	36:17:18	M	99-020	2
294	Greg Loomis	26	MA	36:19:47	M	00-021	2
295	Mark Melvin	39	CA	36:22:42	M	99-021	3
296	Scott Brockmeier	47	GA	36:24:18	M	09-031	5
297	John Hallsten	53	MT	36:27:09	M	10-032	3
298	Tom Hayes-McGoff	56	MT	36:28:28	M	06-018	4
299	Howard Cohen	50	CA	36:33:05	M	09-032	2
300	Allen Hadley	52	CO	36:33:16	M	09-033	4
301	Billy Simpson	52	TN	36:34:30	M	07-033	5
302	Jon Teisher	33	CO	36:35:51	M	09-034	3
303	Todd Salzer	27	CO	36:36:33	M	01-022	6
304	Billy Simpson	49	TN	36:38:46	M	04-018	5
305	Devin Corcoran	51	CA	36:39:00	M	09-035	2
306	Reinhold Baues	53	OR	36:39:10	M	03-019	2
307	Jeff Arndt	50	AK	36:43:15	M	03-020	2
308	Charlie Thorn	51	NM	36:43:32	M	97-010	10
309	Jake Jones	32	CO	36:44:56	M	05-021	2
310	Dan Tranel	44	IA	36:45:12	M	01-023	3
311	Edward Boggess	42	CO	36:45:13	M	00-022	2
312	John Hallsten	51	MT	36:45:20	M	07-034	3
313	Michael Sandlin	44	TX	36:46:06	M	99-022	2
314	Mike Dobies	46	MI	36:49:35	M	07-035	9
315	Paul Smith	54	CO	36:50:18	M	10-033	2
316	Bill Thomas	47	WA	36:51:28	M	04-019	2
317	Chip Lee	39	CO	36:54:10	M	94-008	3
318	Emily Baer	28	CO	36:57:07	F	04-020	5
319	Betsy Nye	40	CA	36:58:25	F	05-022	10
320	Bill Geist	36	NM	36:58:56	M	07-036	2
321	Eric Robinson	31	CA	36:59:03	M	99-023	2
322	Steve Roark	42	AZ	36:59:09	M	10-034	2
323	Jan Fiala	51	NM	37:04:00	M	04-021	6
324	Scott Olmer	36	CO	37:05:42	M	07-037	6
325	David Wilcox	44	CO	37:06:54	M	06-019	2
326	Jan Bear	48	NM	37:08:00	M	03-021	2
327	Odin Christensen	45	CO	37:08:05	M	93-007	7
328	Paul Schoenlaub	48	MO	37:09:58	M	07-038	2
329	Tyler Curiel	52	TX	37:13:31	M	08-024	11
330	Phil Kahn	43	CO	37:14:32	M	96-010	4
331	Paul Sweeney	42	CA	37:18:34	M	08-025	6
332	Charlie Thorn	46	NM	37:19	M	92-04T	10
333	John Capps	50	NM	37:19	M	92-04T	6
334	Roch Horton	45	CO	37:19:00	M	03-022	10
335	Dennis Drey	55	NM	37:19:25	M	07-039	7
336	Will Vaughan	37	CO	37:21:07	M	09-036	2
337	Mike Mitchell	40	UT	37:21:16	M	99-024T	2
338	Mike Tilden	32	UT	37:21:16	M	99-024T	3
339	Laura Vaughan	31	CA	37:22:32	F	97-011	2
340	Eric Pence	43	CO	37:22:58	M	09-037	2
341	David Pease	47	UT	37:24:43	M	10-035	3
342	James Nelson	47	UT	37:26:08	M	07-040	6
343	Kurt Conrod	47	NM	37:27:26	M	07-041	3
344	Randy Isler	50	NM	37:27:26	M	07-041	14
345	Blake Wood	49	NM	37:29:03	M	08-026	15
346	Fred Ecks	43	CA	37:29:49	M	09-038	2
347	Jon Teisher	34	CO	37:31:26	M	10-036	3
348	Donnie Haubert	32	CO	37:32:24	M	10-037	2
349	James Nelson	45	UT	37:32:58	M	05-023	6
350	Raymond Olexa	39	CO	37:33:39	M	05-024	2
351	Mohammed Idlibi	30	NC	37:33:40	M	09-039	2
352	Scott Eppelman	33	TX	37:36:11	M	00-023	6
353	Robert Orr	50	AR	37:36:29	M	04-022	2
355	Cory Johnson	42	UT	37:37:07	M	06-021T	4
356	Randy Isler	49	NM	37:37:07	M	06-021T	14
357	Corey Handelsman	28	MD	37:37:07	M	06-021T	2
358	Marc Miller	28	WY	37:37:55	M	10-038	2
359	Klas Eklof	35	CA	37:39:20	M	06-023	2
3							

Hardrock Hundred Historical Results (as of 7/12/10)

Place	Name	Age	State	Time	Sex	Year-Place	Number Finished
373	Robert Youngren	25	AL	37:50:48	M	99-026	3
374	Douglas Spencer	42	CA	37:50:59	M	00-024	
375	Philip Murphy	41	AUS	37:51:37	M	10-042	
376	Don Platt	51	CO	37:51:40	M	05-027	6
377	Bert Meyer	48	CT	37:52:40	M	93-008	4
378	Blake Wood	50	NM	37:53:08	M	09-041	15
379	Mark Melvin	47	CA	37:56:37	M	07-044	3
380	Patrick Fellay	47	SWZ	37:56:52	M	09-042	
381	Darrell Jensen	40	WA	37:57:00	M	07-045	
382	Mike (CO) Farris	37	CO	37:57:35	M	10-043	
383	Paul Tidmore	39	TX	37:57:52	M	07-046	2
384	Glenn Mackie	43	TX	37:58:21	M	05-028	5
385	Paul Ralyea	42	VA	37:58:27	M	09-043	
386	Flavio Dalbosco	43	ITALY	38:04:25	M	07-047	3
387	Sean Andrish	39	VA	38:04:40	M	08-028	2
388	Randy Rhodes	44	CO	38:04:42	M	94-09T	5
389	Tim Beaman	43	VT	38:04:42	M	94-09T	
390	Richard Ruid	38	MO	38:05:00	M	09-027	
391	Kirk Apt	48	CO	38:05:14	M	10-044	16
392	Jim Baker	56	OK	38:05:52	M	06-026	4
393	Kristen Kern	44	NM	38:06:13	M	09-044	9
394	William Rideg	39	MT	38:08:14	M	04-023	2
395	Jared Campbell	24	UT	38:09:11	M	04-024	6
396	Greg Hartman	35	CO	38:10:04	M	08-029	3
397	Todd Holmes	40	CO	38:10:24	M	96-011	
398	Mark Melvin	40	CA	38:14:35	M	00-025	3
399	Geoff Miller	35	CO	38:16:09	M	93-009	4
400	Dennis Drey	57	NM	38:17:02	M	09-045	7
401	Daniel Benhammou	29	CO	38:17:16	M	10-045	3
402	Randy Rhodes	43	CO	38:18:06	M	93-010	5
403	Jan Fiala	44	NM	38:19:31	M	98-011	6
404	Blake Wood	35	NM	38:20:22	M	94-011	15
405	Chris Labbe	40	CO	38:21:16	M	09-046	
406	Keith Baker	49	CO	38:21:37	M	04-025	3
407	Cory Johnson	45	UT	38:21:58	M	10-046	4
408	Kristen Kern	41	NM	38:24:49	M	06-027	9
409	Kirk Apt	45	CO	38:25:28	M	07-048	16
410	Greg Martell	41	WY	38:25:38	M	98-012	
411	Garry Curry	55	CO	38:29:44	M	09-047T	3
412	Kirk Apt	47	CO	38:29:44	M	09-047T	16
413	Blake Wood	44	NM	38:30:10	M	03-023	15
414	Stephanie Ehret	42	CO	38:30:30	F	04-026	
415	Dennis Drey	53	NM	38:32:31	M	05-029	7
416	Eric Robinson	30	CA	38:32:43	M	98-013	2
417	Ken Farley	45	CA	38:33:05	M	10-047	
418	Gordon Hardman	47	CO	38:34:56	M	98-014	8
419	Scott Olmer	37	CO	38:35:01	M	08-030	6
420	Scott Olmer	39	CO	38:36:15	M	10-048	6
421	Chris Twiggs	38	FL	38:36:58	M	09-049	6
422	Tim Neckar	37	TX	38:37:53	M	99-028	
423	Todd Salzer	32	CO	38:38:25	M	06-028	6
424	Michael Ehredt	47	ID	38:38:49	M	08-031	
425	Todd Salzer	29	CO	38:40:50	M	03-024	6
426	Chris Gerber	36	KY	38:40:50	M	10-049	
427	Margaret (Heaphy) Smith	38	MT	38:43:09	F	94-012	10
428	Wouter Hamelink	26	BEL	38:44:09	M	08-032	
429	Dave Dixon	28	NM	38:44:55	M	99-029	
430	Odin Christensen	44	CO	38:45	M	92-006	7
431	Paul Schoenlaub	49	MO	38:45:31	M	08-033	2
433	Kurt Coonrod	46	NM	38:46:44	M	06-029T	3
432	Dennis Drey	54	NM	38:46:44	M	06-029T	7
434	Mark Christopherson	40	UT	38:47:37	M	08-034	
435	Mike Ehrlich	44	CO	38:49:40	M	07-049	10
436	Randy Rhodes	47	CO	38:50:48	M	97-014	5
437	John Dove	44	GA	38:51:17	M	08-035	
438	Chris Nute	36	CO	38:53:17	M	04-027	2
439	Mike Burke	58	OR	38:53:44	M	09-050	4
440	Dale Petersen	44	CO	38:54:09	M	00-026	
441	Jeff List	50	MA	38:54:43	M	09-051	
442	Randy Isler	47	NM	38:56:43	M	04-028	14
443	Tom Rowe	50	MT	38:58:06	M	99-030	4
444	Chip Lee	43	CO	38:58:29	M	98-015	3
445	Blake Wood	51	NM	38:58:42	M	10-050	15
446	Emily (Baer) Loman	24	CO	38:58:58	F	00-027	5
447	Kristen Kern	42	NM	38:59:15	M	07-050	9
448	Hiroki Ishikawa	29	JP	38:59:30	M	04-029	2
449	Rhonda Claridge	41	CO	39:06:33	F	09-052	
450	Blake Wood	39	NM	39:07:59	M	98-016	15
451	Paul Grimm	39	CO	39:09:25	M	07-051	
452	Brett Gosney	44	CO	39:09:54	M	03-025	5
453	Andrew Heard	43	AZ	39:10:00	M	09-053	
454	Bob Bachani	53	AZ	39:10:18	M	09-054T	2
455	Rodger Wrublik	52	CO	39:10:18	M	09-054T	5
456	Joe Clapper	50	VA	39:11:09	M	09-056	3
457	Craig Wilson	55	ME	39:11:17	M	04-030	5
458	Howie Stern	40	CA	39:15:06	M	10-051	4
459	Scott Gala	41	MI	39:15:13	M	07-052	
460	Greg Hartman	34	CO	39:15:15	M	07-053	3
461	Roger Jensen	60	CO	39:15:30	M	10-052	
462	Robert Rikoon	54	NM	39:16:07	M	09-057	2
463	Joanne Urioste	42	NV	39:18:26	F	94-013	
464	Murray Schart	44	UT	39:18:47	M	03-026	6
465	Tina Ure	50	CA	39:20:55	F	10-053	

Hardrock Hundred Historical Results (as of 7/12/10)

Place	Name	Age	State	Time	Sex	Year-Place	Number Finished
466	Scott Grierson	27	ME	39:21:12	M	94-014	
467	Etienne Fert	40	FR	39:21:30	M	06-031T	
468	Yves Detry	58	FR	39:21:30	M	06-031T	
469	Chris Nute	30	CO	39:21:33	M	98-017	2
470	Susan Gebhart	52	CO	39:22:00	F	07-054	2
471	Adrian Crane	38	CA	39:22:10	M	93-011	
472	Dan Tranel	43	IA	39:22:56	M	00-028	3
473	Eric Pence	33	CO	39:25:58	M	99-031	2
475	Kurt Coonrod	44	NM	39:26:36	M	04-031T	3
474	Dennis Drey	52	NM	39:26:36	M	04-031T	7
476	Randy Rhodes	46	CO	39:26:37	M	96-012	5
477	Larry Kundrick	53	CAN	39:27:53	M	10-054	
478	Kristen Kern	38	NM	39:28:31	M	03-027T	9
479	Randy Isler	46	NM	39:28:31	M	03-027T	14
480	Mark Williams	31	CA	39:29:50	M	97-015	
481	Lance Goss	53	CA	39:30:50	M	99-032	2
482	Bill Laster	49	AR	39:31:14	M	98-018	
483	James Demer	40	ME	39:31:22	M	09-058	
484	Julian Jamison	36	CA	39:31:58	M	09-059	
485	Steve Pattillo	48	NM	39:32:30	M	99-033	3
486	Mike Ehrlich	36	CO	39:34:40	M	99-034	10
487	Kelly Korevec	26	UT	39:35:21	M	08-036	
488	Gary Knippling	60	VA	39:36:05	M	03-029	
489	Howie Stern	39	CA	39:36:27	M	08-037	4
490	Roch Horton	40	CO	39:37:02	M	99-035	10
491	Scott Olmer	38	CO	39:38:36	M	09-060	6
492	Ken Eppelman	41	TX	39:39:16	M	08-038	6
493	Keith Baker	48	NM	39:41:17	M	03-030	3
494	Bud Phillips	61	NM	39:42:34	M	08-039	5
495	Tom Stockton	50	NM	39:45:09	M	10-055	
496	Dennis Herr	52	VA	39:45:15	M	99-036	4
497	Dan Curley	43	CA	39:45:45	M	99-037	2
498	Brett Sublett	41	CO	39:46:20	M	06-033	2
499	Kirk Apt	46	CO	39:46:40	M	08-040	16
500	Mike Dobies	42	MI	39:48:22	M	03-031	9
501	Mike Ehrlich	45	CO	39:50:07	M	08-041	10
502	Ken Gordon	43	NM	39:50:30	M	08-042	
503	John DeWalt	65	PA	39:52:35	M	01-026	14
504	Mike Dobies	47	MI	39:52:47	M	08-043	9
506	Dan Curley	53	CA	39:54:20	M	09-061T	2
505	Beat Jegerlehner	40	CA	39:54:20	M	09-061T	
507	Mark Lange	29	CO	39:55	M	02-007	3
508	Randy Isler	52	NM	39:55:07	M	09-063	14
509	Thomas Knutson	51	MN	39:56:28	M	01-027	4
510	Jeff Collins	48	CA	40:00:48	M	01-028	
511	James Nelson	46	UT	40:02:06	M	06-034	6
512	Kristen Kern	45	NM	40:05:35	M	10-056	9
513	Mike (MN) Farris	46	MI	40:07:58	M	01-029	2
514	Bruce Hoff	42	CA	40:10:01	M	04-033	
515	Andrew Addis	42	UK	40:12:31	M	97-016T	2
516	Paul McClintock	31	UK	40:12:31	M	97-016T	
517	Ray McDonald	35	MO	40:13:25	M	09-064	
518	James Benike	49	MN	40:15:12	M	99-038	3
519	Liz Bauer	51	GA	40:22:41	F	10-057	4
520	Randy Wojno	50	CO	40:23:42	M	10-058	4
521	John McGrew	39	CO	40:26:03	M	97-018	3
522	Diane Van Deren	50	CO	40:26:44	F	10-059	6
523	John Demorest	46	CA	40:26:58	M	97-019	
524	Rob Hacker	48	CO	40:28:28	M	09-065	2
525	Mark Heaphy	46	MT	40:31:00	M	09-066	12
526	Brian Kent	52	CO	40:31:25	M	09-067	
527	Flavio Dalbosco	46	ITALY	40:32:31	M	10-060	3
528	Murray Schart	50	UT	40:33:24	M	09-068	6
529	Larry Alire	50	CO	40:33:45	M	97-020	2
530	Mike Ehrlich	38	CO	40:35:07	M	01-030	10
531	Brett Gosney	48	CO	40:35:21	M	07-055	5
532	Diane Van Deren	49	CO	40:35:50	F	09-069	6
533	Odin Christenson	48	CO	40:35:50	M	96-013	7
534	Cory Johnson	43	UT	40:35:52	M	07-056	4
535	Jeffrey Mark Wilbur	48	VA	40:35:52	M	07-056	
536	Douglas McKeever	45	WA	40:38:15	M	93-012	
537	Fred Ecks	42	CA	40:40:51	M	08-044	2
538	Mark Heaphy	45	MT	40:40:55	M	08-045	12
539	Devin Gardiner	30	CO	40:42:50	M	07-058	2
540	Betsy Kalmeyer	35	CO	40:43:13	F	96-014	12
541	Randy Isler	53	NM	40:44:35	M	10-061	14
542	Joe Prusaitis	46	TX	40:47:48	M	01-031	7
543	Charlie Thorn	57	NM	40:49:14	M	03-032	10
544	Andrew Hewat	46	AUS	40:50:28	M	09-070	3
545	Mike Price	51	UT	40:51:38	M	01-032	3
546	Bud Phillips	57	CA	40:52:20	M	04-034	5
547	Blake Wood	47	NM	40:53:20	M	06-035	15
548	Geoff Miller	38					

Hardrock Hundred Historical Results (as of 7/12/10)

Place	Name	Age	State	Time	Sex	Year-Place	Number Finished
560	Robert Rikoon	53	NC	40:58:22	M	08-046	2
561	Jack Kurisky	43	VA	40:58:30	M	10-063	
562	Rodger Wrublik	50	CO	41:00:15	M	07-059	5
563	Rodger Wrublik	51	CO	41:01:31	M	08-047	5
564	Jerry Gray	55	CO	41:04:20	M	01-036	
565	Mark McDermott	31	CO	41:04:55	M	93-013	
566	Bill Thompson	58	AUS	41:05:16	M	00-030	
567	Murray Schart	48	UT	41:06:01	M	07-060	6
568	Billy Simpson	53	TN	41:07:01	M	08-048	5
569	Scott Olmer	35	CO	41:07:20	M	06-036	6
570	Jeff Heasley	42	CO	41:08:53	M	09-072	2
571	Mark Cosmas	41	AZ	41:10:40	M	08-049	
572	Phil Kahn	53	CO	41:10:51	M	06-037	4
573	Ryan McDermott	31	CO	41:11:20	M	07-061	2
574	Blake Wood	37	NM	41:11:36	M	96-016	15
575	Lance Johnson	43	NM	41:12:17	M	09-073	4
576	Steve Pero	50	MA	41:14:11	M	01-037	2
577	Scott Brockmeier	44	WA	41:17:10	M	06-038	5
578	Don Platt	49	CO	41:17:34	M	03-033	6
579	Steve Pattillo	47	NM	41:18:55	M	98-021	3
580	Mark Heaphy	42	MT	41:22:24	M	05-030	12
581	Martyn Greaves	33	UK	41:22:34	M	93-014	2
582	Gary Cuffin	53	CO	41:23:04	M	04-038	2
583	Randy Wojno	40	CO	41:23:50	M	99-039	4
584	Randy Isler	48	NM	41:23:56	M	05-031	14
585	David Fullford	46	WA	41:26:22	M	06-039	2
586	Nick Williams	50	AR	41:26:46	M	93-015	2
587	Mark Heaphy	41	MT	41:28:40	M	04-039	12
588	Mike Dobies	36	MI	41:31:46	M	97-021	9
589	Glen Turner	44	CO	41:31:55	M	03-034	
590	Reinhold Baues	51	OR	41:37:19	M	01-038	2
591	Gregory Trapp	47	OH	41:37:47	M	10-064	
592	Margaret (Heaphy) Smith	37	MT	41:38:38	F	93-016	10
593	Chad Piala	32	CO	41:40:24	M	09-074	
594	Jim Campiformio	59	CT	41:41:22	M	09-075	
595	Todd Salzer	36	CO	41:45:10	M	10-065	6
596	Rick Hodges	54	CA	41:46:55	M	03-035	7
597	Michael James	38	MT	41:47:20	M	09-076	2
598	Philip Wiley	47	CO	41:49:39	M	09-077	
599	Dan Tranel	46	IA	41:50:08	M	03-036T	3
600	Mark Heaphy	40	MT	41:50:08	M	03-036T	12
601	Bert Meyer	49	CT	41:50:26	M	94-015	4
602	Jim Fisher	48	NM	41:51:41	M	99-040	5
603	Mike Dobies	45	MI	41:53:59	M	06-040	9
604	Charlie Thom	58	NM	41:57:38	M	04-040	10
605	Hans-Dieter Weishaar	64	GER	41:57:52	M	04-041	7
606	David Terry	44	OR	41:59:24	M	05-032	2
607	Jeb Burchenal	42	CO	42:00:52	M	04-042	2
608	William Rideg	38	MT	42:01:38	M	03-038	2
609	James Benike	47	MN	42:01:39	M	97-022T	3
610	Matthew Janney	42	OR	42:01:39	M	97-022T	
611	Matthew Watts	53	CO	42:03:30	M	10-066	
612	Dennis Drey	56	NM	42:03:43	M	08-050	7
613	John DeWalt	63	PA	42:03:53	M	99-041	14
614	Rick Hodges	55	CA	42:03:58	M	04-043	7
615	Chris Twiggs	37	FL	42:04:18	M	08-051	6
616	Carol Gerber	44	CO	42:06:40	F	07-062	2
617	Garry Curry	40	CO	42:06:55	M	94-017T	3
618	Lew Larson	40	CO	42:06:55	M	94-017T	
619	Steve McCormick	49	CO	42:06:55	M	94-017T	
620	Mike Ehrlich	37	CO	42:07:59	M	00-031	10
621	Honey Albrecht	50	AZ	42:08:21	F	09-078	
622	Flavio Dalbosco	42	ITALY	42:11:33	M	06-041	3
623	Jim Fisher	45	NM	42:12:30	M	06-017	5
624	Jeb Burchenal	47	CO	42:12:53	M	09-079	2
625	Chuck Kroger	55	CO	42:13:12	M	01-039	6
626	Ken Ward	47	OR	42:14:45	M	04-044	2
628	Susan Gebhart	51	CO	42:14:52	F	06-042T	2
627	Rickie Redland	52	CO	42:14:52	F	06-042T	9
629	Todd Salzer	34	CO	42:15:34	M	08-052	6
630	Jeff Holdaway	48	VA	42:16:38	M	06-044	2
631	Lyle Nay	46	UT	42:17:24	M	07-063	
632	Matt Mahoney	44	FL	42:17:42	M	00-032	4
633	Howard Cohen	49	CA	42:18:36	M	08-053	2
634	Diane Van Deren	48	CO	42:18:40	F	08-054	6
635	Diane Van Deren	47	CO	42:20:40	F	07-064	6
636	Rickie Redland	53	CO	42:20:40	F	07-064	9
637	Chris Twiggs	36	FL	42:22:00	M	07-066	6
638	Tom Rowe	52	MT	42:22:59	M	00-033	4
639	John Robinson	41	OR	42:23:00	M	06-045	3
641	Thomas Knutson	41	MN	42:26	M	92-008T	4
640	Randy Rhodes	42	CO	42:26	M	92-008T	5
642	Will Vaughan	34	CO	42:27:43	M	06-046	2
643	Jim Baker	58	OK	42:29:39	M	08-055	4
644	David Schurr	48	CA	42:33:47	M	08-056	
645	Randy Gehrke	50	ID	42:35:07	M	07-067	
646	Brett Gosney	47	CO	42:35:09	M	06-047	5
647	Diane Ridgway	50	CO	42:37:23	F	99-042	2
648	Matt Mahoney	43	FL	42:39:14	M	99-043	4
649	Jon MacManus	45	CO	42:40:26	M	96-018	2
650	Michael Bur	41	MD	42:40:49	M	06-048	4
651	Edward Strickland	45	CO	42:42:36	M	01-040	

Hardrock Hundred Historical Results (as of 7/12/10)

Place	Name	Age	State	Time	Sex	Year-Place	Number Finished
652	Bert Meyer	54	CT	42:42:55	M	99-044	4
653	Randy Wojno	49	CO	42:43:12	M	08-057	4
654	Paul Tidmore	40	TX	42:44:25	M	08-058	2
655	Stan Ferguson	46	UT	42:46:09	M	10-067	
656	Kristen Kern	39	NM	42:47:30	M	04-045	9
657	Peter Bakwin	44	CO	42:50:09	M	06-049	2
658	Thomas Schmitzius	57	CO	42:50:09	M	10-068	4
659	Liz Bauer	50	GA	42:52:40	F	09-080	4
660	Mark Heaphy	47	MT	42:52:40	M	10-069	12
661	Joe Prusaitis	45	TX	42:53:30	M	00-034	7
662	Jon Teisher	32	CO	42:55:01	M	08-059	3
663	Rob Cassidy	43	CO	42:55:37	M	08-060	
664	Nigel Finney	54	MN	42:56:00	M	00-035	5
665	Brad Hatten	47	CO	42:57:50	M	03-039	
666	Chad Carson	49	UT	42:58:23	M	08-062	2
667	David Arnold Larsen	38	UT	42:58:23	M	08-061	
668	Larry Hall	52	IL	42:58:42	M	06-050	4
669	Nigel Finney	55	MN	42:59:55	M	01-041	5
670	Jim Fisher	43	NM	42:59:59	M	94-019	5
671	Jean-Francois Geiss	54	FR	43:02:04	M	07-068	4
672	Kirk Boissere	44	CA	43:05:56	M	01-042	2
673	Todd Salzer	33	CO	43:06:22	M	07-069	6
674	Garry Curry	42	CO	43:08:06	M	96-019T	3
675	Randy Wojno	36	CO	43:08:06	M	96-019T	4
676	Hans-Dieter Weishaar	66	GER	43:08:40	M	06-051T	7
677	Odin Christensen	59	CO	43:08:40	M	06-051T	7
678	Greg Eason	34	AK	43:08:52	M	04-046	
679	Odin Christensen	54	CO	43:10:30	M	99-045	7
680	James Benike	55	MN	43:10:45	M	04-047T	3
681	Thomas Knutson	54	MN	43:10:45	M	04-047T	4
682	Steve Pattillo	51	NM	43:11:27	M	01-043	3
683	Thomas Green	45	MD	43:12:43	M	96-021	
684	Hans-Dieter Weishaar	68	GER	43:13:00	M	08-063	7
685	Murray Schart	51	UT	43:13:49	M	10-070	6
686	Julie Westland-Litus	35	CO	43:14:50	F	93-017	4
687	Mike Dobies	40	MI	43:15:07	M	01-044	9
688	John McGrew	41	CO	43:16:30	M	99-046	3
689	Ken Ward	53	OR	43:19:35	M	10-071	2
690	Geoff Miller	39	CO	43:20:05	M	97-025T	4
692	Odin Christensen	49	CO	43:20:05	M	97-025T	7
691	Milan Milanovich	37	SWZ	43:20:05	M	97-025T	
693	Mark Heaphy	44	MT	43:20:47	M	07-070	12
694	Dennis Aslett	58	ID	43:21:06	M	07-071	
695	Jim Fisher	42	NM	43:21:10	M	93-018	5
697	Ginny LaForme	53	NM	43:22:36	F	03-040T	3
696	Craig Wilson	54	ME	43:22:36	M	03-040T	5
698	Terry Gebhardt	36	CO	43:22:57	M	08-064	
699	Diana Widdowson	41	PA	43:23:29	F	07-072	
700	Rickie Redland	49	CO	43:23:32	F	03-042	9
701	Steve Pero	57	NM	43:25:51	M	08-065	2
702	Jim Fisher	47	NM	43:26:26	M	98-022	5
703	Jamshid Khajavi	57	WA	43:30:02	M	10-072	
704	David Fullford	45	WA	43:30:23	M	05-033	2
705	Jim Baker	54	OK	43:30:47	M	04-049	4
706	Steve McClung	46	CO	43:31:35	M	08-066	3
707	Murray Schart	46	UT	43:31:39	M	05-034	6
708	Rob Hacker	49	CO	43:35:04	M	10-073	2
709	Gordon Hardman	59	CO	43:39:12	M	10-074	8
710	Mike Price	50	UT	43:39:24	M	00-036	3
711	Mike (MN) Farris	45	MN	43:39:27	M	00-037	2
712	Steve McClung	44	CO	43:39:45	M	06-053	3
713	Steve McClung	48	CO	43:40:25	M	10-075	3
714	Art Bourque	41	AZ	43:41:35	M	03-043	
715	Carol Gerber	45	CO	43:41:40	F	08-067	2
718	Steve Tilley	47	AR	43:41:47	M	94-021T	2
716	Julie Westland-Litus	36	CO	43:41:47	F	94-021T	4
717	Phil Kahn	41	CO	43:41:47	M	94-021T	4
719	Robert Youngren	31	AL	43:43:26	M	05-035	3
720	Kirk McCarville	53	AZ	43:43:52	M	07-073	2
721	Douglas McInturff	41	CO	43:46:13	M	00-038	
722	Rickie Redland	50	CO	43:46:34	F	04-050	9
723	Hal Winton	64	CA	43:48:16	M	96-022	
724	Rodger Wrublik	49	AZ	43:48:18	M	06-054	5
725	Burgess Harmer	51	NV	43:48:33	M	93-019	
726	Don Platt	47	CO	43:48:36	M	01-045	6
727	Murray Schart	42	UT	43:48:42	M	01-046	6
728	Jerry Bloom	53	CA	43:49:04	M	06-055	3
729	David Lygre	53	WA	43:49:12	M	06-023	
730	Liz Bauer	48	GA	43:51:15	F	07-074	4
731	Matt Hornung	40	CO	43:51:51	M	97-027	2
732	Hans van Willigen	60	MA	43:51:53	M	98-023	
733	Allen Belshaw	33	CO	43:52:43	M	00-039	
734	Andrea Feucht	30	NM	43:52:57			

Hardrock Hundred Historical Results (as of 7/12/10)

Place	Name	Age	State	Time	Sex	Year-Place	Number Finished
744	George Hitzfeld	46	TX	44:02:25	M	06-058	2
745	Jim Drummond	51	UK	44:05:20	M	03-045	2
746	Mike Price	60	UT	44:05:45	M	10-077	3
747	Odin Christensen	57	CO	44:06:29	M	04-054	7
748	Thomas Schnitzius	53	CO	44:07:07	M	06-059	4
749	John Addis	41	UK	44:08:10	M	96-024	
750	Mark Spangler	45	MN	44:08:48	M	97-028	
751	Chris Twiggs	34	FL	44:09:01	M	05-037	6
752	Devin Gardiner	28	CO	44:11:23	M	05-038	2
753	Andrew Matulionis	42	MT	44:11:38	M	07-076	2
754	Joe Prusaitis	54	TX	44:13:38	M	08-068	7
755	Mary Lou Morgan-Pentastaglio	43	CO	44:13:42	F	97-029	2
756	Bud Phillips	60	CA	44:13:59	M	07-077	5
757	Larry Hall	53	IL	44:15:26	M	07-078	4
758	Bud Phillips	53	CO	44:16:33	M	00-041	5
759	Mike Mitchell	41	UT	44:16:44	M	00-042	2
760	Rickie Redland	56	CO	44:21:31	F	10-078	9
761	Kristina Irvin	42	CA	44:22:58	F	00-043	7
762	Lance Johnson	42	NM	44:23:04	M	08-069	4
763	Lance Johnson	41	NM	44:23:13	M	07-079	4
764	Kevin Tavermer	38	CO	44:27:58	M	01-047	
765	John DeWalt	64	PA	44:28:21	M	00-044	14
766	Kimberly Holak	39	MN	44:29:17	F	09-081	2
767	Martin Miller	49	MT	44:29:38	M	01-048	2
768	Randy Isler	51	NM	44:30:44	M	08-070	14
769	Kevin Neadeau	39	CO	44:31:43	M	10-079	
770	David Terry	47	OR	44:32:01	M	08-071	2
771	Kristina Irvin	40	CA	44:32:07	F	98-024	7
772	Bobby Keogh	49	NM	44:32:24	M	98-025	
773	Markus Mueller	43	CO	44:33:23	M	07-080	
774	Michael Bur	40	MD	44:34:28	M	05-040	4
775	Mike Dobies	44	MI	44:34:28	M	05-039	9
776	Andrew Hewat	45	AUS	44:34:33	M	08-072	3
777	David Pease	44	UT	44:34:33	M	07-081	3
778	Rickie Redland	47	WY	44:34:53	F	01-049	9
779	Jeff Nielsen	46	UT	44:36:10	M	08-073	
780	Tom Rowe	56	MT	44:36:17	M	04-055	4
781	Sherry Kae Mahieu	49	NM	44:36:52	F	04-056	
782	Dick West	51	MI	44:37:12	M	93-020T	
783	Eugene Trahern	30	WA	44:37:12	M	93-020T	
784	Kristen Kern	43	NM	44:37:58	M	08-074	9
785	Ulrich Kamm	45	GER	44:38:15	M	93-022	10
786	Craig Slagel	36	CA	44:39:59	M	08-075	
787	John McGrew	38	CO	44:41:00	M	96-025	3
788	Andrew Matulionis	39	MT	44:41:22	M	04-057	2
789	John DeWalt	67	PA	44:44:44	M	03-046	14
790	Rockford Cogar	51	CO	44:45:14	M	06-060	
791	Mike Thomas	45	CO	44:45:20	M	06-061	2
792	James Hurley	32	OH	44:45:54	M	00-045	
795	Rolly Partelance	51	CAN	44:46:16	M	94-024T	2
793	Cliff Davies	59	CAN	44:46:16	M	94-024T	
794	John Nale	48	CO	44:46:16	M	94-024T	
796	Kirk McCarville	52	AZ	44:47:31	M	06-062	2
797	Richard Szeskesh	42	OH	44:47:57	M	03-047	2
798	Chuck Kroger	58	CO	44:48:10	M	04-058	6
799	Dick Curtis	52	CO	44:48:45	M	97-030	5
800	Don Thompson	55	CO	44:48:49	M	93-023	3
802	Gary Cuffin	52	CO	44:48:57	M	03-048T	2
801	Bud Phillips	56	CA	44:48:57	M	03-048T	5
803	Richard Huff	45	CO	44:49:26	M	04-059	
804	Mike Dobies	38	MI	44:50:00	M	99-047	9
805	Nigel Finney	52	MN	44:51:20	M	99-048	5
806	Jim Baker	53	OK	44:52:20	M	03-050	4
807	Joe Prusaitis	48	TX	44:53:23	M	03-051T	7
808	Rollin Perry	64	IA	44:53:23	M	03-051T	7
809	Larry Alire	51	CO	44:53:58	M	98-026T	2
810	Phil Kahn	45	CO	44:53:58	M	98-026T	4
811	Chris Twiggs	35	FL	44:54:01	M	06-063	6
812	Jean-Francois Geiss	56	FR	44:54:22	M	09-082T	4
813	Michael Bur	44	MD	44:54:22	M	09-082T	4
814	Dick Curtis	56	CO	44:54:29	M	01-050	5
815	Ken DeBeer	49	MO	44:55:28	M	00-046	
816	Rich Haefele	40	CO	44:57:45	M	07-082	4
818	Jon MacManus	53	CO	44:58:11	M	04-060	2
817	Andrea Wiegand	25	NE	44:58:11	F	06-064	
819	Diane Ridgway	47	CO	44:58:45	F	96-026	2
820	Matt Mahoney	45	FL	45:00:03	M	01-051	4
821	Rick Hodges	56	CA	45:03:49	M	05-041	7
822	Larry Hall	55	IL	45:05:32	M	09-084	4
823	Colin Kingsford	58	UK	45:05:58	M	00-047	
824	Diane Van Deren	44	CO	45:06:31	F	04-061	6
825	John DeWalt	68	PA	45:06:33	M	04-062	14
826	John DeWalt	61	PA	45:06:54	M	97-031	14
827	Michael Bur	45	MD	45:07:26	M	10-080	4
828	Jean Paul Otmani	45	FR	45:09:06	M	08-076	
829	Andrea Feucht	31	NM	45:10:35	F	05-042	2
830	Kerry Collings	49	UT	45:11:46	M	98-028	7
831	Jan Gnass	49	CA	45:12:25	M	99-049	2
832	Kristina Irvin	50	CA	45:15:48	F	08-077	7
833	Geoff Scott	57	NC	45:16:36	M	05-043	
834	Rick Hodges	52	CA	45:17:15	M	01-052	7
835	Jerry Bloom	54	CA	45:17:25	M	07-083	3
836	Michelle Schwartz	41	CO	45:18:03	F	09-085	

Hardrock Hundred Historical Results (as of 7/12/10)

Place	Name	Age	State	Time	Sex	Year-Place	Number Finished
837	Don Platt	53	CO	45:18:30	M	07-084	6
838	Lori Bantekas	40	WY	45:18:56	F	09-086	
839	Jean-Francois Geiss	55	FR	45:18:58	M	08-078	4
840	John DeWalt	69	PA	45:20:18	M	05-044	14
841	Jan Gnass	54	CA	45:20:20	M	03-053	2
842	Geoff Miller	36	CO	45:21:22	M	94-026	4
843	Marc Witkes	35	CO	45:21:42	M	01-053	
844	Allen Czecholinski	49	WI	45:22:25	M	96-027	2
845	Thomas Schnitzius	55	CO	45:23:42	M	08-079	4
846	Dave Capron	55	CA	45:23:45	M	00-048	
847	Hans-Dieter Weisshaar	60	GER	45:23:46	M	00-049	7
848	David Gordon	59	CA	45:24:14	M	05-045	
849	Howie Stern	37	CA	45:24:42	M	06-065	4
850	Roger Ackerman	62	GA	45:24:48	M	08-080	
851	Brick Robbins	38	CA	45:25:07	M	98-029	
852	Emily (Baer) Loman	23	CO	45:27:50	F	99-050T	5
853	Kerry Collings	50	UT	45:27:50	M	99-050T	7
854	Joe Prusaitis	50	TX	45:27:55	M	05-046	7
855	Pat Homelvig	47	CO	45:27:59	M	06-066	3
856	Mark Swanson	50	CA	45:28:16	M	04-063	
857	Kerry Collings	55	UT	45:28:18	M	04-064	7
858	Mark Heaphy	37	MT	45:29:14	M	00-050	12
859	Margaret Heaphy	44	MT	45:29:15	F	00-051	10
860	Rick Hodges	58	CA	45:30:45	M	07-085	7
861	Roger Kane	52	CO	45:32:51	M	10-081	
862	Margaret Heaphy	45	MT	45:33:29	F	01-054T	10
863	Mark Heaphy	38	MT	45:33:29	M	01-054T	12
864	Alfred Kroeger	32	CO	45:35	M	92-010	3
865	Bob Murphy	48	HI	45:35:53	M	06-067	
866	Shawn Krause	29	MD	45:36:22	M	08-081	
867	Michael James	37	CO	45:36:26	M	08-082	2
868	Mary Lou Morgan-Pentastaglio	42	CO	45:37:13	F	96-028	2
869	Damon Lease	43	VT	45:37:30	M	04-065	
870	Bill Losey	33	OH	45:39:30	M	04-066	
871	Barry Oelrich	37	CO	45:40:15	M	10-082	
872	Leslie Trammell	46	TN	45:40:40	F	01-056	
873	Howie Stern	36	CA	45:42:05	M	05-047	4
875	Matt Hornung	39	CO	45:42:07	M	96-029T	2
874	Ian Hutcheson	40	CAN	45:42:07	M	96-029T	
876	Wendell Doman	46	CA	45:43:26	M	06-068	4
877	Susan Gardner	36	NM	45:44:36	F	00-052	2
878	Jason Hodde	28	IN	45:45:07	M	98-030	
879	Kristina Irvin	47	CA	45:45:46	F	05-048	7
880	Nancy Hamilton	43	MD	45:47	F	92-011T	
881	Rick Hamilton	42	MD	45:47	M	92-011T	
882	Mike Thomas	37	CO	45:47:38	M	99-052	2
883	Max Welker	59	WA	45:47:47	M	01-057	
884	Dennis Drey	58	NM	45:50:50	M	10-083	7
885	Scott Sullivan	45	CA	45:52:16	M	04-067	
886	Lance Johnson	37	NM	45:53:26	M	03-054	4
887	Kevin O'Grady	34	OH	45:53:43	M	93-024	3
888	Aron Ralston	30	CO	45:55:49	M	05-049	
889	Rollin Perry	60	IA	45:56:12	M	99-053	7
890	Rickie Redland	54	CO	45:58:18	F	08-083	9
891	Kristen Kern	40	NM	45:58:47	M	05-050	9
892	Bob Combs	42	OH	46:00:29	M	09-087	2
893	Daniel Benhammou	27	CO	46:00:37	M	07-086	3
894	Andrew Hewat	47	AUS	46:01:17	M	10-084	3
895	Rickie Redland	55	CO	46:01:57	F	09-088	9
896	Robert Andrulius	41	AZ	46:02:24	M	09-089	4
897	Rick Hodges	60	CO	46:02:44	M	09-090	7
898	Kevin O'Grady	33	OH	46:03	M	92-014	3
899	Ulrich Kamm	44	GER	46:03	M	92-013	10
900	Nancy Halpin	43	NM	46:04:00	F	03-055	
901	Ron Ely	35	MD	46:04:15	M	06-069	
902	Ulrich Kamm	54	CO	46:06:58	M	01-058	10
903	Dick Curtis	55	CO	46:07:12	M	00-053	5
904	Larry Hall	54	IL	46:07:45	M	08-084	4
906	Clark Chesbro	35	CO	46:08:15	M	96-032T	2
907	Julie Westland-Litus	38	CO	46:08:15	F	96-032T	4
905	Charles Haraway	48	CO	46:08:15	M	96-032T	
908	Richard Hypio	40	CO	46:08:15	M	96-032T	
909	Rick Peary	53	CO	46:08:59	M	06-070	3
910	Zane Smith	37	TN	46:08:59	M	10-085	
911	Olga Varlamova	39	OR	46:09:19	F	09-091	
912	Robert Andrulius	42	AZ	46:12:14	M	10-086	4
913	Kean Hankins	44	NC	46:12:26	M	10-087	
914	Dick Curtis	59	CO	46:14:10	M	04-068	5
915	Kristina Irvin	48	CA	46:14:56	F	06-071	7
916	Carl Yates	65	CO	46:15:26	M	93-025	
917	Kerry Collings	61	UT	46:15:36	M	10-088	7
918	Liz Bauer	49	GA	46:17:17	F		

Hardrock Hundred Historical Results (as of 7/12/10)

Place	Name	Age	State	Time	Sex	Year-Place	Number Finished
928	Rollin Perry	57	IA	46:21:40	M	96-035	7
929	Roland Martin	43	NV	46:24	M	92-015	
930	Molly Gibb	42	CO	46:25:35	F	03-057	
931	Clark Chesbro	33	CO	46:26:03	M	94-028	2
932	John Sharp Hans-Dieter	32	TX	46:26:15	M	10-089	
933	Weisshaar	67	GER	46:27:01	M	07-087	7
934	Bert Meyer	51	CT	46:27:22	M	96-036	4
935	Jack Jewell	55	CO	46:27:36	M	08-087	
936	Paul Gross	42	CO	46:27:52	M	06-072	2
937	Rollin Perry	61	IA	46:28:40	M	00-054	7
938	Mike Ehrlich	41	CO	46:29:55	M	04-069	10
939	Dana Roueche	39	CO	46:30:22	M	96-037T	2
940	Ulrich Kamm	48	GER	46:30:22	M	96-037T	10
941	Rich Limacher	53	IL	46:31:16	M	03-058	
942	David Goldberg	48	AZ	46:31:37	M	08-088	
943	Dana Roueche	40	CO	46:31:45	M	97-032	2
944	John DeWalt	62	PA	46:32:36	M	98-031	14
945	Ulrich Kamm	56	CO	46:32:50	M	03-059	10
946	Chris Seiler	37	CA	46:33:24	M	08-089	
947	Craig Wilson	58	ME	46:35:53	M	07-088	5
948	Chuck Kroger	60	CO	46:35:54	M	06-073	6
949	Pat Homelvig	51	CO	46:36:17	M	10-090	3
950	Ulrich King	55	NC	46:36:42	M	01-061	
951	Todd Burgess	32	CO	46:37:49	M	01-062	2
952	Chuck Kroger	59	CO	46:38:00	M	05-052	6
953	Andrew Addis	48	UK	46:39:47	M	03-060T	2
954	Rex Stickland	59	UK	46:39:47	M	03-060T	
955	Ulrich Probst	28	WA	46:40:12	M	07-089	
956	Joe Prusaitis	49	TX	46:42:03	M	04-070	7
957	Keith Knipping	32	IL	46:42:23	M	08-090	2
958	Don Platt	55	CO	46:42:33	M	09-093	6
959	Margaret Heaphy	49	MT	46:43:42	F	05-053	10
960	Chad Carson	46	UT	46:44:27	M	05-054	2
961	Richard Szeskeresh	47	OH	46:44:52	M	08-091	2
962	Greg Loomis	34	VA	46:44:59	M	08-092	2
963	Suzi Thibeault	49	CA	46:45:28	F	97-033	
964	Diane Van Deren	45	CO	46:45:29	F	05-056	6
965	Rickie Redland	51	CO	46:45:29	F	05-055	9
966	Jim Ballard	48	MT	46:45:54	M	98-032T	5
967	Rollin Perry	59	IA	46:45:54	M	98-032T	7
968	Rollin Perry	58	IA	46:45:56	M	97-034	7
969	Robert Andrusis	40	AZ	46:46:32	M	08-093	4
970	Julie Westland-Litus	34	CO	46:47	F	02-016	4
971	Mike Smith	49	IN	46:49:08	M	07-090	2
972	Nick Williams	51	AR	46:49:10	M	94-029	2
973	John Prohira	53	NY	46:49:38	M	07-091	
974	Kerry Collings	60	UT	46:49:42	M	09-094	7
975	Scott Snyder	55	CO	46:50:23	M	10-091	
976	Steve Tilley	50	AR	46:51:09	M	97-035	2
978	Joe Prusaitis	52	TX	46:52:32	M	06-074T	7
977	Doug Gimenez	55	TX	46:52:32	M	06-074T	
979	Kristina Irvin	52	CA	46:54:07	F	10-092	7
980	Rollin Perry	62	IA	46:54:46	M	01-063	7
981	Wendell Doman	45	CA	46:54:50	M	05-057	4
983	Thomas Knutson	55	MN	46:55:10	M	05-059	4
982	Nigel Finney	59	MN	46:55:10	M	05-058	5
984	Jim Ballard	51	OR	46:55:25	M	01-064	5
985	Dan Whittemore	45	NH	46:56:13	M	97-036	
986	Ben Benjamin	59	OR	46:56:28	M	06-076	
987	Margaret Heaphy	51	MT	46:56:35	F	07-092	10
988	Thomas Schmitzius	56	CO	46:57:03	M	09-095	4
989	John DeWalt	60	PA	46:58:23	M	96-039T	14
990	Kawika Spaulding	42	HI	46:58:23	M	96-039T	
991	Mark Heaphy	43	MT	46:58:48	M	06-077	12
992	Rick Pearcy	57	CO	46:59:09	M	10-093	3
993	Scott Olmer	34	CO	46:59:21	M	05-060	6
994	Duane Nelson	46	OR	46:59:26	M	03-062T	4
995	Kerry Collings	54	UT	46:59:26	M	03-062T	7
996	Virgil Best	40	CO	47:00:00	M	03-064	
997	Charlie Thom	59	NM	47:02:17	M	05-061	10
998	Martin Miller	53	MT	47:02:37	M	05-062	2
999	Nigel Finney	57	MN	47:02:47	M	03-065	5
1000	Bob Combs	39	OH	47:02:50	M	06-078	2
1001	Jim Ballard	47	MT	47:03:10	M	97-037T	5
1002	Ulrich Kamm	49	CO	47:03:10	M	97-037T	10
1003	Stephane Marchand	37	FR	47:03:29	M	10-094	
1004	Deb Pero	49	NH	47:03:36	F	03-066	
1005	Tom Rowe	57	MT	47:03:42	M	05-063	4
1006	Robert Andrusis	39	AZ	47:04:24	M	07-093	4
1007	Lance Goss	60	CO	47:06:38	M	05-064	2
1008	Tony Grappo	43	NV	47:08:53	M	94-030	
1009	Jim Magill	59	CA	47:09:31	M	05-065	
1010	Kirk Boisseree	48	CA	47:11:03	M	05-066	2
1011	Scott Brockmeier Kathy D'Onofrio- Wood	46	GA	47:11:07	M	08-094	5
1012	Wood	36	CA	47:11:23	F	00-055	
1013	Margaret Heaphy	54	MT	47:12:37	F	10-095	10
1014	Aki Inoue	36	JP	47:13:46	M	00-056	
1015	Don Thompson	54	CO	47:15	M	92-017	3
1016	Susan Gardner	46	NM	47:15:21	F	10-096	2
1017	Stephen Cross	58	CA	47:15:36	M	06-079	
1018	Patty Bryant	49	CA	47:15:49	F	09-096	
1019	Alfred Kroeger	33	CO	47:15:51	M	93-026	3

Hardrock Hundred Historical Results (as of 7/12/10)

Place	Name	Age	State	Time	Sex	Year-Place	Number Finished
1020	Marty Fritzhand	67	OH	47:16:11	M	10-097	
1021	Pat Homelvig	50	CO	47:16:22	M	09-097	3
1022	Mike Smith	52	IN	47:18:50	M	10-098	2
1023	Dick Curtis	53	CO	47:19:19	M	98-034	5
1024	Jean-Francois Geiss	52	FR	47:19:36	M	05-067	4
1025	Duane Nelson	49	OR	47:19:49	M	06-080	4
1026	Rick Hodges	61	CO	47:20:22	M	10-099	7
1027	Alfred Kroeger	34	CO	47:21:12	M	94-031	3
1028	Margaret Heaphy	47	MT	47:21:29	F	03-067	10
1029	Matt Mahoney	48	FL	47:21:30	M	04-071	4
1030	Duane Nelson	52	OR	47:26:32	M	09-098	4
1031	Ulrich Kamm	53	CO	47:26:44	M	00-057	10
1032	Don Thompson	56	CO	47:27:30	M	94-032	3
1033	Rich Haeefe	37	CO	47:28:41	M	04-072	4
1034	Gary Wright	48	WA	47:31:10	M	99-056	
1035	Jim Ballard	49	MT	47:31:30	M	99-057T	5
1036	Ulrich Kamm	51	CO	47:31:30	M	98-057T	10
1037	Andrew Barney	36	UT	47:33:01	M	09-099	
1038	Jim Drummond	52	UK	47:33:52	M	04-073	2
1039	Chuck Kroger	57	CO	47:36:22	M	03-068	6
1040	John DeWalt	71	PA	47:36:23	M	07-094	14
1041	Ginny LaForme	48	NM	47:37:06	F	98-035T	3
1042	Stuart Johnson	39	KS	47:37:06	M	98-035T	
1043	Joel Zuecker	44	NY	47:37:17	M	98-037	3
1044	Arthur Schwartz	46	CO	47:39	M	92-018	
1045	Ray Gruenewald	47	WA	47:39:15	M	07-095	
1046	George Hitzfeld	47	TX	47:39:43	M	07-096	2
1047	Wendell Doman	49	CA	47:39:52	M	09-100	4
1048	Todd Burgess	31	CO	47:41:03	M	00-058	2
1049	Steve Peterson	50	OR	47:41:41	M	04-074	2
1050	Shihab Shamma	50	DC	47:42:04	M	04-075	
1051	Jim Ballard	54	OR	47:42:21	M	04-076	5
1052	Lee Schmidt	54	CA	47:43:48	M	94-033	
1053	Ulrich Kamm Hans-Dieter	57	CO	47:45:20	M	04-077	10
1054	Weisshaar	63	GER	47:45:32	M	03-069	7
1055	Martyn Greaves	34	UK	47:46:26	M	94-034T	2
1056	Ulrich Kamm	46	GER	47:46:26	M	94-034T	
1057	David Pease	42	UT	47:46:33	M	05-068	3
1058	John DeWalt	73	PA	47:47:17	M	09-101	14
1059	Tom Nyce	45	AZ	47:47:33	M	04-078	
1060	Lonney Vogt	53	CO	47:47:49	M	07-097	
1061	Rick Pearcy	56	CO	47:48:47	M	09-102	3
1062	Conrad Cole	50	CO	47:48:59	M	00-059	
1063	Bozena Maslanka	34	CA	47:49:32	F	00-060	2
1064	John DeWalt	70	PA	47:49:52	M	06-081	14
1065	Bozena Maslanka	32	CA	47:49:59	F	98-038	2
1066	Joel Zuecker	43	NY	47:50:01	M	97-039	3
1067	Jennifer Roach	51	CO	47:50:03	F	04-079	3
1069	Kevin O'Grady	35	OH	47:50:21	M	94-036T	3
1068	John DeWalt	58	PA	47:50:21	M	94-036T	14
1070	Joel Zuecker	42	NY	47:50:41	M	96-041	3
1071	Rich Haeefe	38	CO	47:50:52	M	05-069	4
1072	Roger Wiegand	56	NE	47:51:25	M	99-059	
1073	Jerry Bloom	52	CA	47:52:40	M	05-070	3
1074	Steve Peterson	54	OR	47:53:28	M	08-095	2
1075	Margaret Heaphy	48	MT	47:54:13	F	04-080	10
1076	Richard Hayes	54	CA	47:54:13	M	05-071	
1077	Rich Haeefe	41	CO	47:54:27	M	08-096	4
1078	Jennifer Roach	56	CO	47:54:53	F	09-103	3
1079	John DeWalt	72	PA	47:54:58	M	08-097	14
1080	Leonard Martin	56	TN	47:55:58	M	09-104	
1081	Margaret Heaphy	53	MT	47:56:34	F	09-105	10
1082	Jennifer Roach	57	CO	47:57:06	F	10-100	3
1083	Allie Wood	47	MT	47:57:40	F	08-098	
1084	Richard Senelly	52	HI	47:59:35	M	96-042	

Hardrock Hundred 15 Year Awards

(Listed in Order of Fifteenth Finish as of July 12, 2010)

1. Kirk Apt ('09)

2. Blake Wood ('10)

Hardrock Hundred Ten Year Awards

(Listed in Order of Tenth Finish as of July 12, 2010)

1. Kirk Apt ('04)

2. Ulrich Kamm ('04)

3. Blake Wood ('05)

4. John DeWalt ('05)

5. Charlie Thorn ('05)

6. Randy Isler ('06)

7. Betsy Kalmeyer ('08)

8. Mark Heaphy ('08)

9. Tyler Curiel ('09)

10. Roch Horton ('10)

11. Betsy Nye ('10)

12. Mike Ehrlich ('10)

13. Margaret Heaphy ('10)

Hardrock Hundred Five Year Awards

(Listed in Order of Fifth Finish as of July 12, 2010)

1. Randy Rhodes ('97)

2. Ulrich Kamm ('97)

3. Kirk Apt ('98)

4. Gordon Hardman ('98)

5. Blake Wood ('99)

6. Charlie Thorn ('99)

7. Jim Fisher ('99)

8. John DeWalt ('99)

9. Odin Christensen ('99)

10. David Horton ('00)

11. Randy Isler ('00)

12. Rollin Perry ('00)

13. Jan Fiala ('03)

14. Betsy Kalmeyer ('03)

15. Mark Heaphy ('03)

16. Margaret Heaphy ('03)

17. Roch Horton ('04)

18. Tyler Curiel ('04)

19. Kerry Collings ('04)

20. Dick Curtis ('04)

21. Jim Ballard ('04)

22. Betsy Nye ('05)

23. Mike Ehrlich ('05)

24. Mike Dobies ('05)

25. Joe Prusaitis ('05)

26. Chuck Kroger ('05)

27. Nigel Finney ('05)

28. Kris Kern ('06)

29. James Nelson ('06)

30. Ricki Redland ('06)

31. Hans-Dieter Weisshaar ('06)

32. Kristina Irwin ('06)

33. Karl Meltzer ('07)

34. Emily Baer ('07)

35. Scott Mills ('07)

36. Tom Garrison ('07)

37. Don Platt ('07)

38. Rick Hodges ('07)

39. Craig Wilson ('07)

40. Paul Sweeney ('08)

41. Scott Eppelman ('08)

42. Bud Phillips ('08)

43. Dennis Drey ('08)

44. Todd Salzer ('08)

45. Jared Campbell ('09)

46. Billy Simpson ('09)

47. Scott Eppelman ('09)

48. Chris Twiggs ('09)

49. Rodger Wrublik ('09)

50. Scott Olmer ('09)

51. Murray Schart ('09)

52. Diane Van Deren ('09)

53. Scott Jaime ('10)

54. Brett Gosney ('10)

55. Glenn Mackie ('10)

56. Scott Brockmeier ('10)

Hardrock Hundred High Finishers

(as of July 12, 2010)

16 Finishes

Kirk Apt

12 Finishes

Betsy Kalmeyer
Mark Heaphy

11 Finishes

Tyler Curiel

10 Finishes

Betsy Nye
Charlie Thorn
Margaret Heaphy
Mike Ehrlich
Roch Horton
Ulli Kamm

9 Finishes

Kristen Kern
Mike Dobies
Rickie Redland

8 Finishes

Gordon Hardman

7 Finishes

Dennis Drey
Hans-Dieter Weisshaar
Joe Prusaitis
Kerry Collings
Kristina Irvin
Odin Christensen
Rick Hodges
Rollin Perry

15 Finishes

Blake Wood

6 Finishes

Chris Twiggs
Chuck Kroger
Diane Van Deren
Don Platt
James Nelson
Jan Fiala
Jared Campbell
Karl Meltzer
Murry Schart
Paul Sweeney
Scott Eppelman
Scott Olmer
Todd Salzer

5 Finishes

Billy Simpson
Brett Gosney
Bud Phillips
Craig Wilson
David Horton
Dick Curtis
Emily Baer
Glenn Mackie
Jim Ballard
Jim Fisher
Nigel Finney
Randy Rhodes
Rodger Wrublik
Scott Brockmeier
Scott Jaime
Scott Mills
Tom Garrison

14 Finishes

John DeWalt
Randy Isler

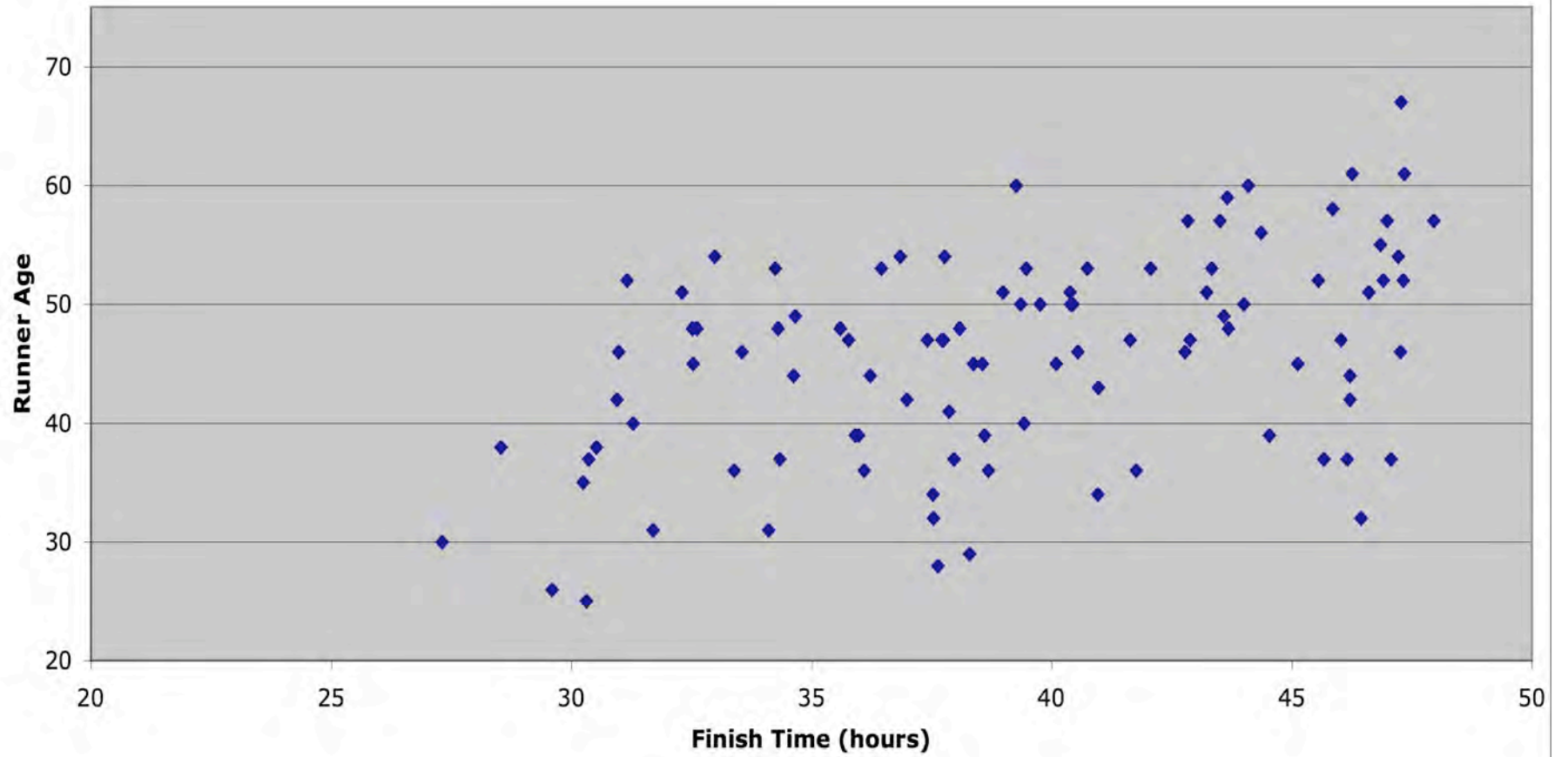
4 Finishes

Allen Hadley
Bert Meyer
Bruce Grant
Cory Johnson
David Coblentz
Dennis Herr
Duane Nelson
Geoff Miller
Howie Stern
Jean-Francois Geiss
Jim Baker
Julie Westlund
Lance Johnson
Larry Hall
Liz Bauer
Matt Mahoney
Michael Bur
Mike Burke
Neal Taylor
Phil Kahn
Randy Wojno
Rich Haefele
Ricky Denesik
Robert Andrulis
Thomas Knutson
Thomas Schnitzius
Tom Hayes-McGoff
Tom Rowe
Wendell Doman

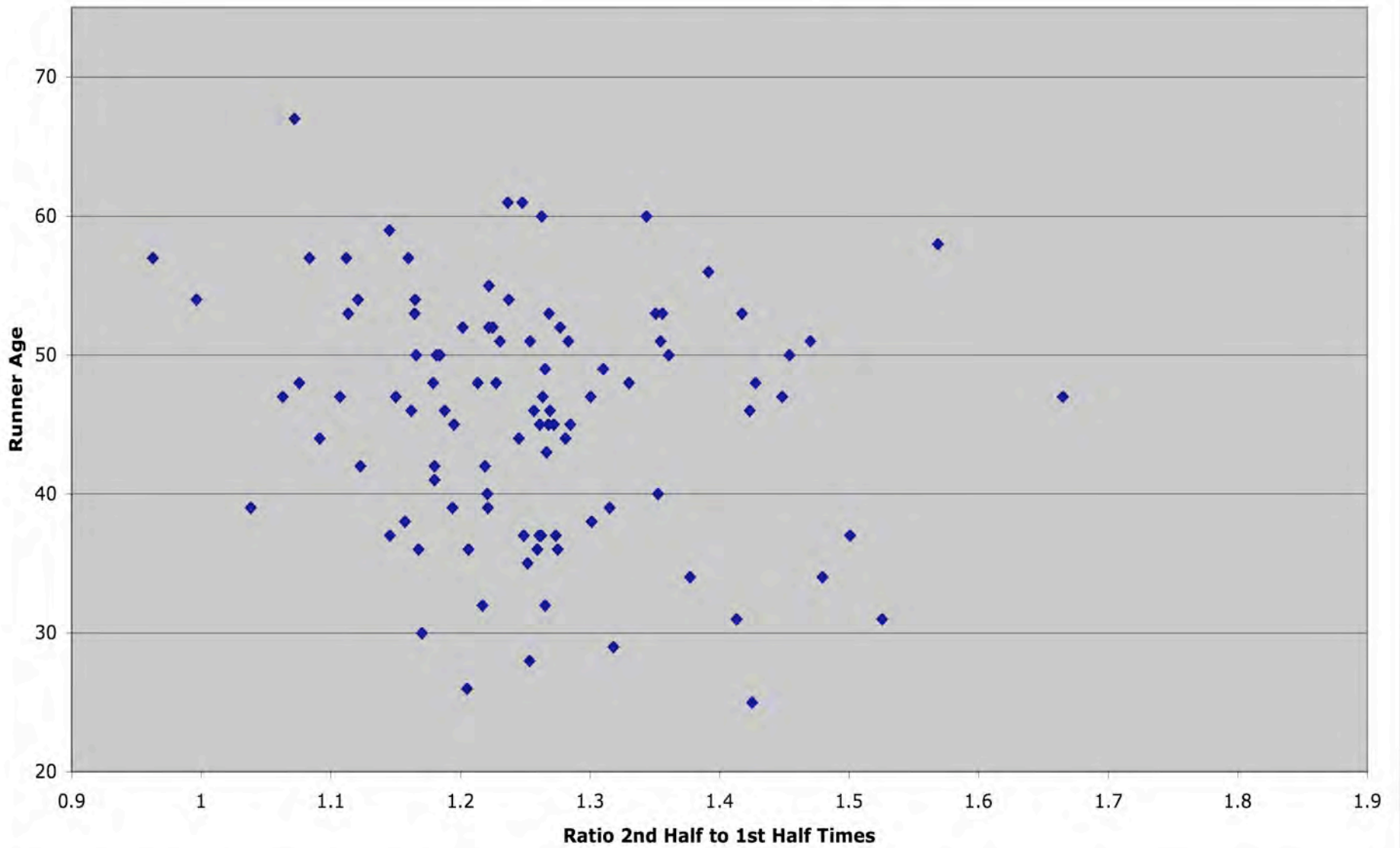
Hardrock Hundred Summary Table of Finishes

	Year Total Finishes to Date	Different Finishers to Date	Number of Finishers through Each Year (for the indicated number of finishes)															
			1	2	3	4	5	6	7	8	9	10	11	12	13	14	15	16
1992	18	18	18															
1993	44	33	22	11														
1994	81	55	35	14	6													
1996	123	82	58	10	11	3												
1997	162	99	64	19	10	4	2											
1998	200	120	78	20	10	8	4											
1999	259	154	101	28	10	6	6	3										
2000	319	181	110	40	16	3	6	3	3									
2001	383	210	129	39	20	10	4	2	4	2								
2003	452	235	134	52	21	12	8	0	3	3	2							
2004	532	271	161	47	30	12	8	5	2	1	3	2						
2005	603	300	178	54	25	16	13	3	7	9	1	4	1					
2006	684	331	189	68	26	16	12	7	5	2	0	3	2	1				
2007	781	371	213	72	32	15	15	7	7	2	2	2	1	2	1			
2008	879	403	221	84	35	19	19	4	7	5	1	4	0	1	2	1		
2009	984	441	238	95	36	21	20	10	5	2	5	3	2	0	1	2	1	
2010	1084	478	266	90	38	29	17	13	8	1	3	6	1	2	0	2	1	1

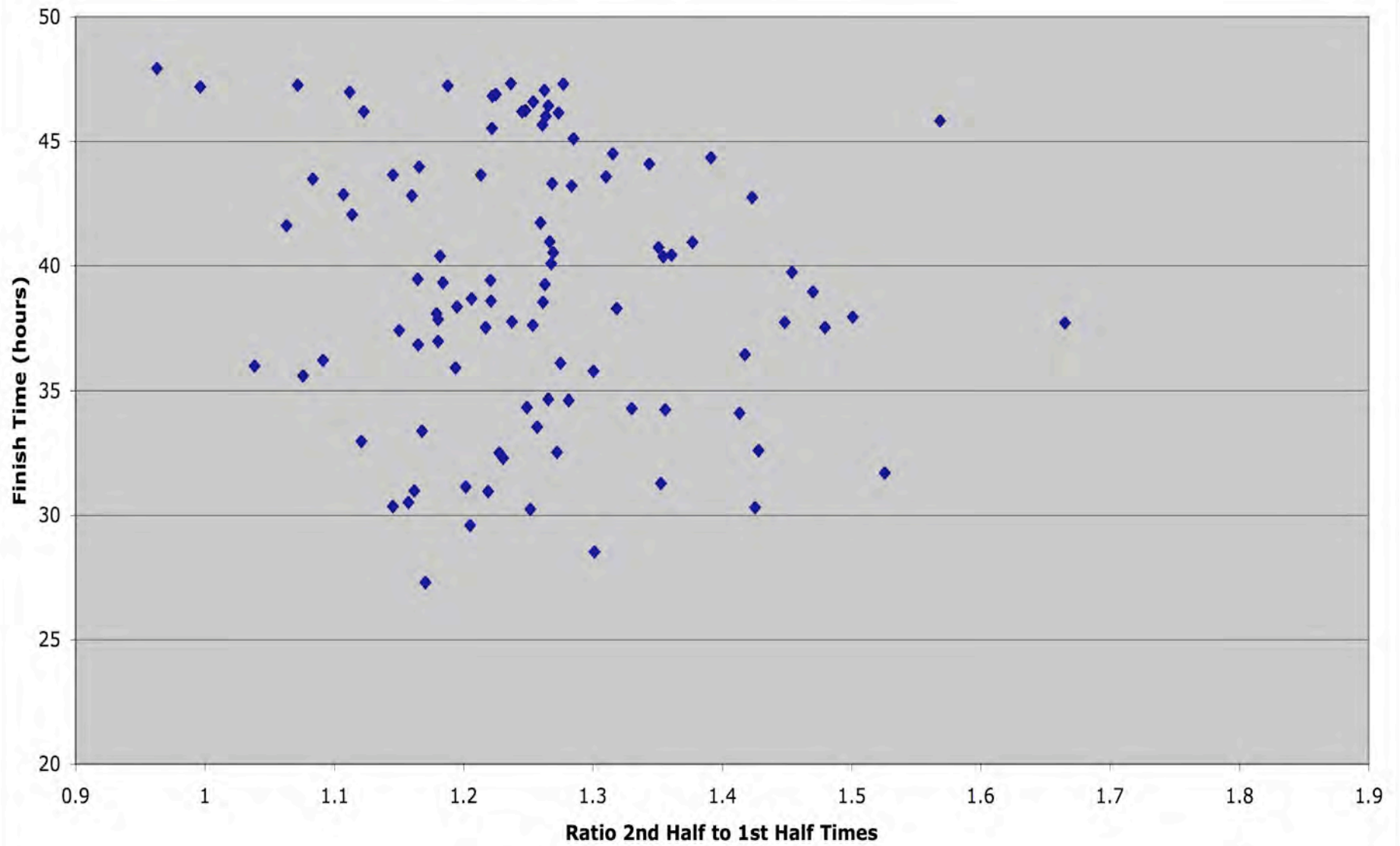
2010 Hardrock Age vs Finish Time



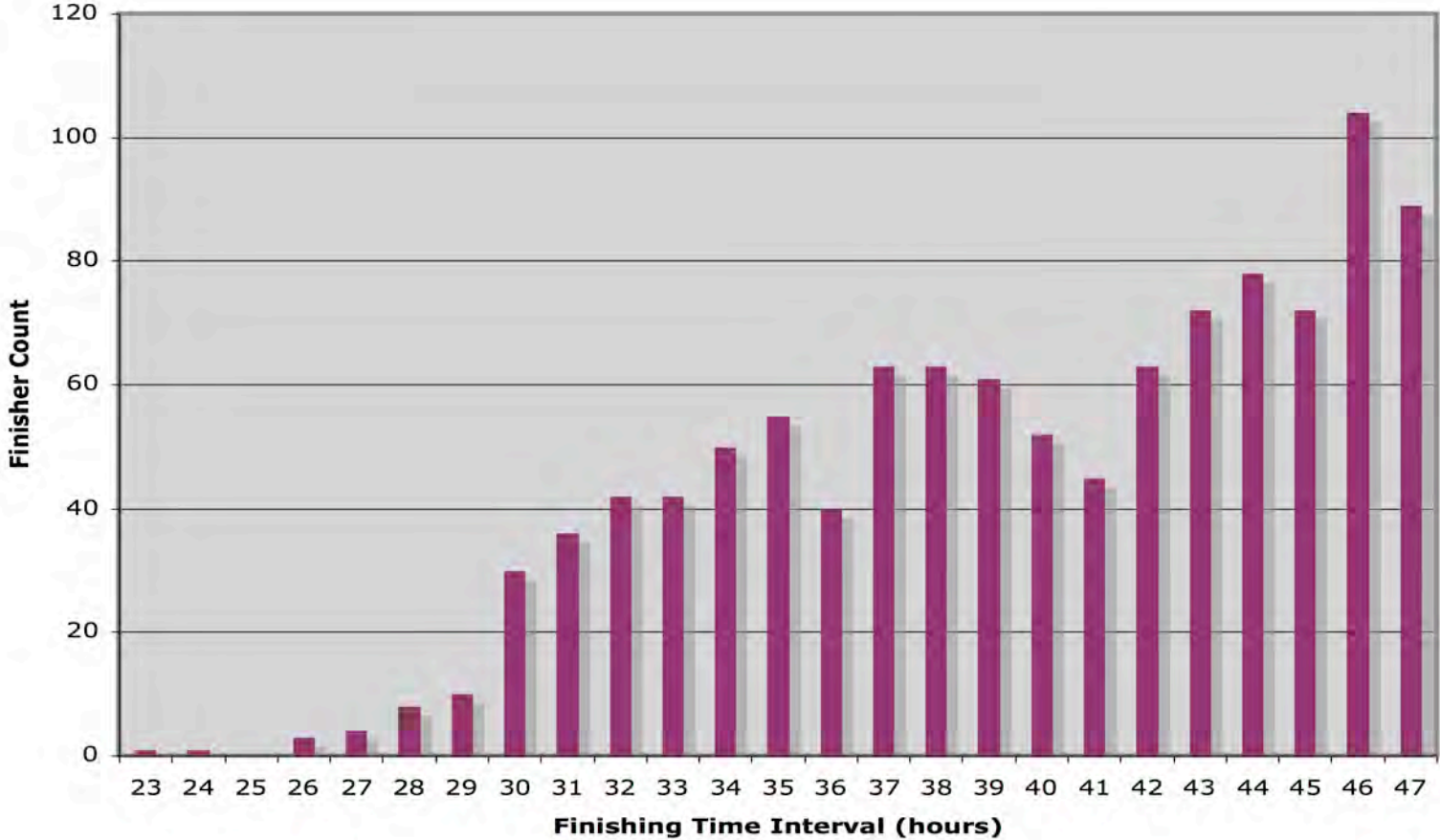
2010 Hardrock Splits vs Age



2010 Hardrock Splits vs Finish Time



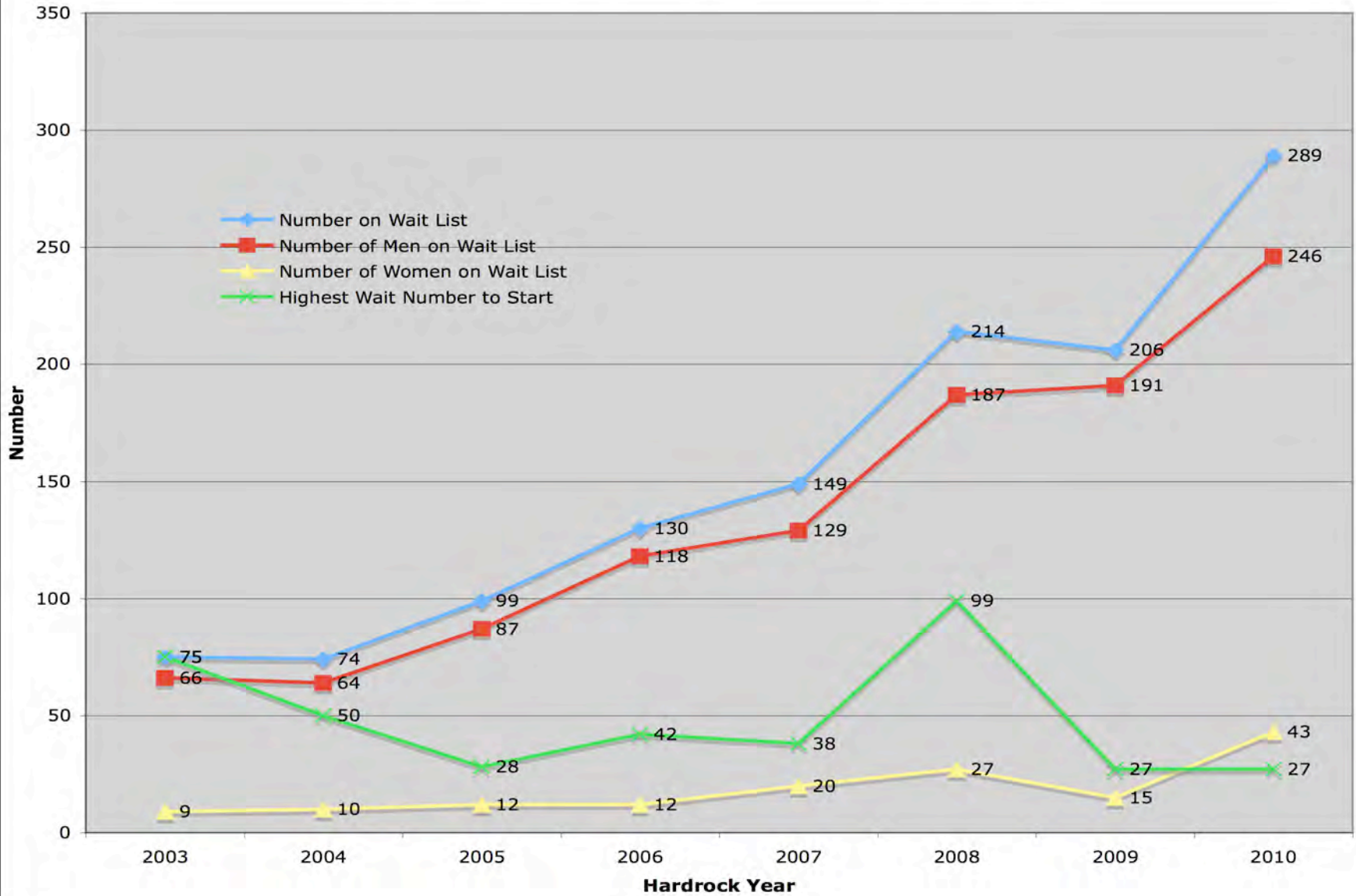
Number of Hardrock Finishers (1084 as of 2010) by Hour



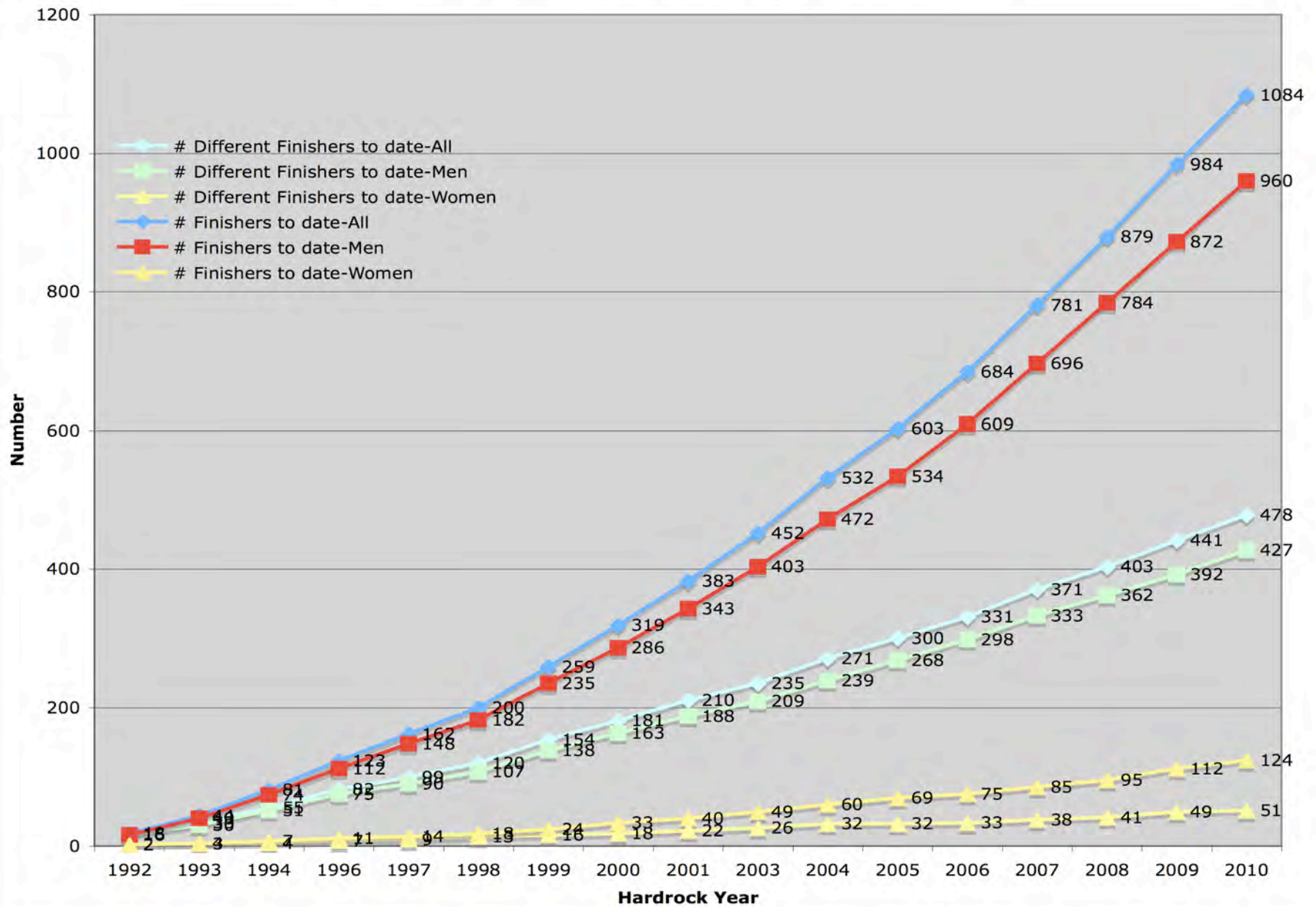
Count of Hardrock Hundred Finishers by State & Country

State	Total	1992	1993	1994	1996	1997	1998	1999	2000	2001	2003	2004	2005	2006	2007	2008	2009	2010
AK	2	0	0	0	0	0	0	0	0	0	1	1	0	0	0	0	0	0
AL	3	0	0	0	0	0	0	1	0	0	0	0	1	0	0	1	0	0
AR	7	0	1	2	0	1	1	0	0	0	0	2	0	0	0	0	0	0
AZ	22	0	0	0	0	0	0	0	1	0	1	1	1	3	2	4	7	2
CA	106	0	1	2	1	5	6	7	8	4	5	8	12	8	12	10	10	7
CO	340	8	11	17	22	12	8	14	16	16	16	24	20	26	27	26	35	42
CT	5	0	1	1	1	0	0	1	0	0	0	0	0	0	0	0	1	0
DC	1	0	0	0	0	0	0	0	0	0	0	1	0	0	0	0	0	0
DE	0	0	0	0	0	0	0	0	0	0	0	0	0	0	0	0	0	0
FL	10	0	0	0	0	0	0	1	1	1	0	1	1	1	1	1	1	1
GA	9	0	0	0	0	0	0	0	0	0	0	0	0	0	1	4	2	2
HI	4	0	0	0	2	0	0	0	0	0	0	0	0	1	0	1	0	0
IA	11	0	0	0	1	1	1	1	2	2	2	0	0	0	0	0	0	1
ID	4	0	0	0	0	0	0	0	0	0	0	0	0	0	2	1	1	0
IL	7	0	0	0	0	0	0	0	0	0	2	0	0	1	1	2	1	0
IN	3	0	0	0	0	0	1	0	0	0	0	0	0	0	1	0	0	1
KS	1	0	0	0	0	0	1	0	0	0	0	0	0	0	0	0	0	0
KY	2	0	0	1	0	0	0	0	0	0	0	0	0	0	0	0	0	1
LA	4	0	0	0	0	0	0	0	0	0	1	1	1	1	0	0	0	0
MA	4	0	0	0	0	0	1	0	1	1	0	0	0	0	0	0	1	0
MD	10	2	0	0	1	0	0	0	0	0	0	0	1	3	0	1	1	1
ME	7	0	0	1	0	1	0	0	0	0	1	1	0	1	1	0	1	0
MI	11	0	1	0	0	1	0	1	0	1	1	0	1	1	2	1	1	0
MN	17	1	0	0	0	2	0	2	2	3	1	2	2	0	0	1	1	0
MO	5	0	0	0	0	0	0	1	1	0	0	0	0	0	1	1	1	0
MS	0	0	0	0	0	0	0	0	0	0	0	0	0	0	0	0	0	0
MT	47	0	1	2	0	2	1	2	3	5	4	6	5	2	4	2	4	4
NC	8	0	0	0	0	0	1	0	0	1	0	1	1	0	0	1	2	1
ND	0	0	0	0	0	0	0	0	0	0	0	0	0	0	0	0	0	0
NE	2	0	0	0	0	0	0	1	0	0	0	0	0	1	0	0	0	0
NH	2	0	0	0	0	1	0	0	0	0	1	0	0	0	0	0	0	0
NJ	0	0	0	0	0	0	0	0	0	0	0	0	0	0	0	0	0	0
NM	115	2	2	2	3	3	8	9	6	10	11	10	7	7	10	10	8	7
NV	5	1	1	2	0	0	0	0	0	0	0	0	1	0	0	0	0	0
NY	6	0	0	0	1	1	1	1	0	1	0	0	0	0	1	0	0	0
OH	12	1	1	1	0	0	0	1	1	0	1	1	0	1	0	1	1	2
OK	4	0	0	0	0	0	0	0	0	0	1	1	0	1	0	1	0	0
OR	28	0	0	0	0	1	0	0	0	4	4	4	1	3	1	3	6	1
PA	16	0	0	1	1	1	1	2	1	1	1	1	1	1	2	1	1	0
RI	0	0	0	0	0	0	0	0	0	0	0	0	0	0	0	0	0	0
SC	0	0	0	0	0	0	0	0	0	0	0	0	0	0	0	0	0	0
SD	0	0	0	0	0	0	0	0	0	0	0	0	0	0	0	0	0	0
TN	8	0	0	0	0	0	0	0	0	1	0	1	0	1	1	1	2	1
TX	34	0	0	0	0	0	0	3	3	3	1	2	2	4	5	6	2	3
UT	74	0	0	0	0	0	1	7	5	5	8	3	6	4	9	10	6	10
VA	27	2	2	0	3	0	3	1	3	2	1	2	0	2	1	2	2	1
VT	5	0	0	1	0	0	0	1	1	0	0	1	1	0	0	0	0	0
WA	22	0	2	0	1	0	0	1	0	1	0	1	2	2	7	0	1	4
WI	2	0	0	0	1	0	0	0	1	0	0	0	0	0	0	0	0	0
WV	1	0	0	0	0	0	1	0	0	0	0	0	0	0	0	0	0	0
WY	7	0	0	0	0	0	1	0	0	1	0	0	0	1	1	0	1	2
AUS	6	0	0	0	0	0	0	0	1	1	0	0	0	0	0	1	1	2
BEL	1	0	0	0	0	0	0	0	0	0	0	0	0	0	0	1	0	0
CAN	9	0	0	2	1	1	0	0	0	0	0	0	0	0	1	1	1	2
FIN	1	0	0	0	0	0	0	0	0	0	0	0	0	1	0	0	0	0
FR	9	0	0	0	0	0	0	0	0	0	0	0	1	2	1	2	2	1
GER	13	1	1	1	1	0	1	0	1	0	1	2	1	1	1	1	0	0
ITALY	3	0	0	0	0	0	0	0	0	0	0	0	0	1	1	0	0	1
JP	3	0	0	0	0	0	0	0	1	0	0	1	1	0	0	0	0	0
NZ	1	0	0	0	0	0	0	1	0	0	0	0	0	0	0	0	0	0
SWZ	2	0	0	0	0	1	0	0	0	0	0	0	0	0	0	0	1	0
UK	16	0	1	1	2	5	0	0	1	0	4	1	1	0	0	0	0	0
Sums	1084	18	26	37	42	39	38	59	60	64	69	80	71	81	97	98	105	100

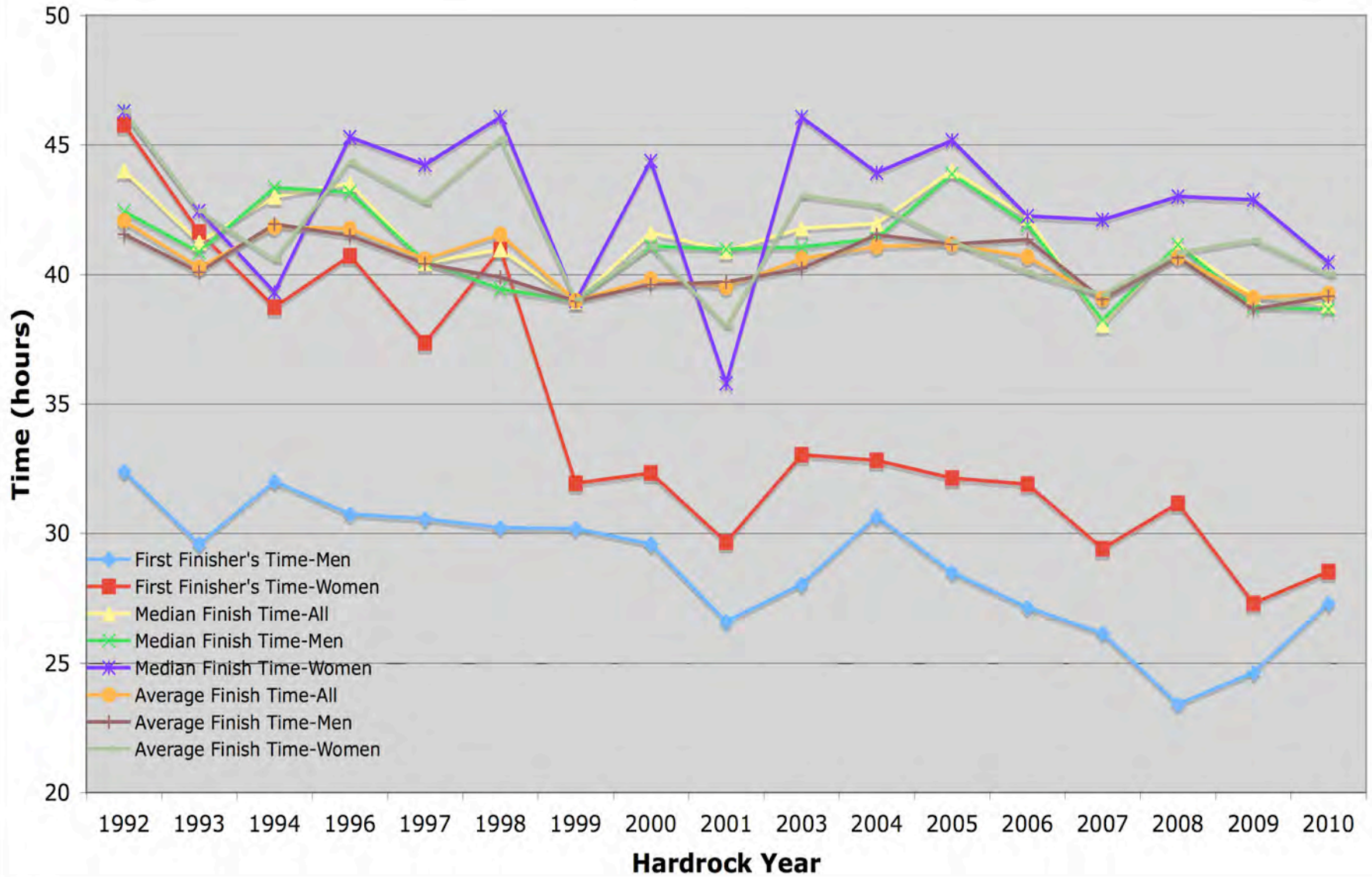
Hardrock Wait List History



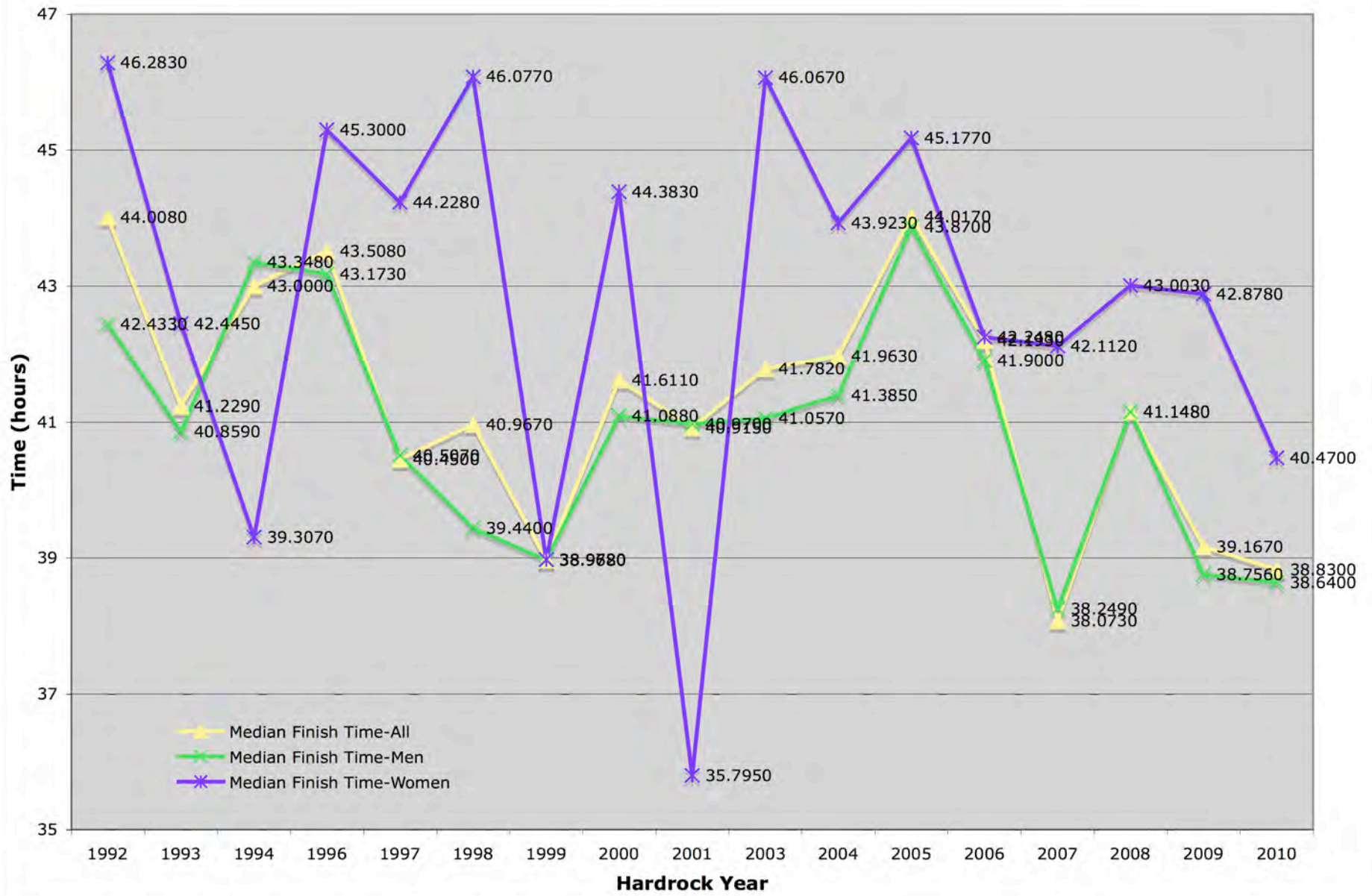
Hardrock Finishers' Statistics



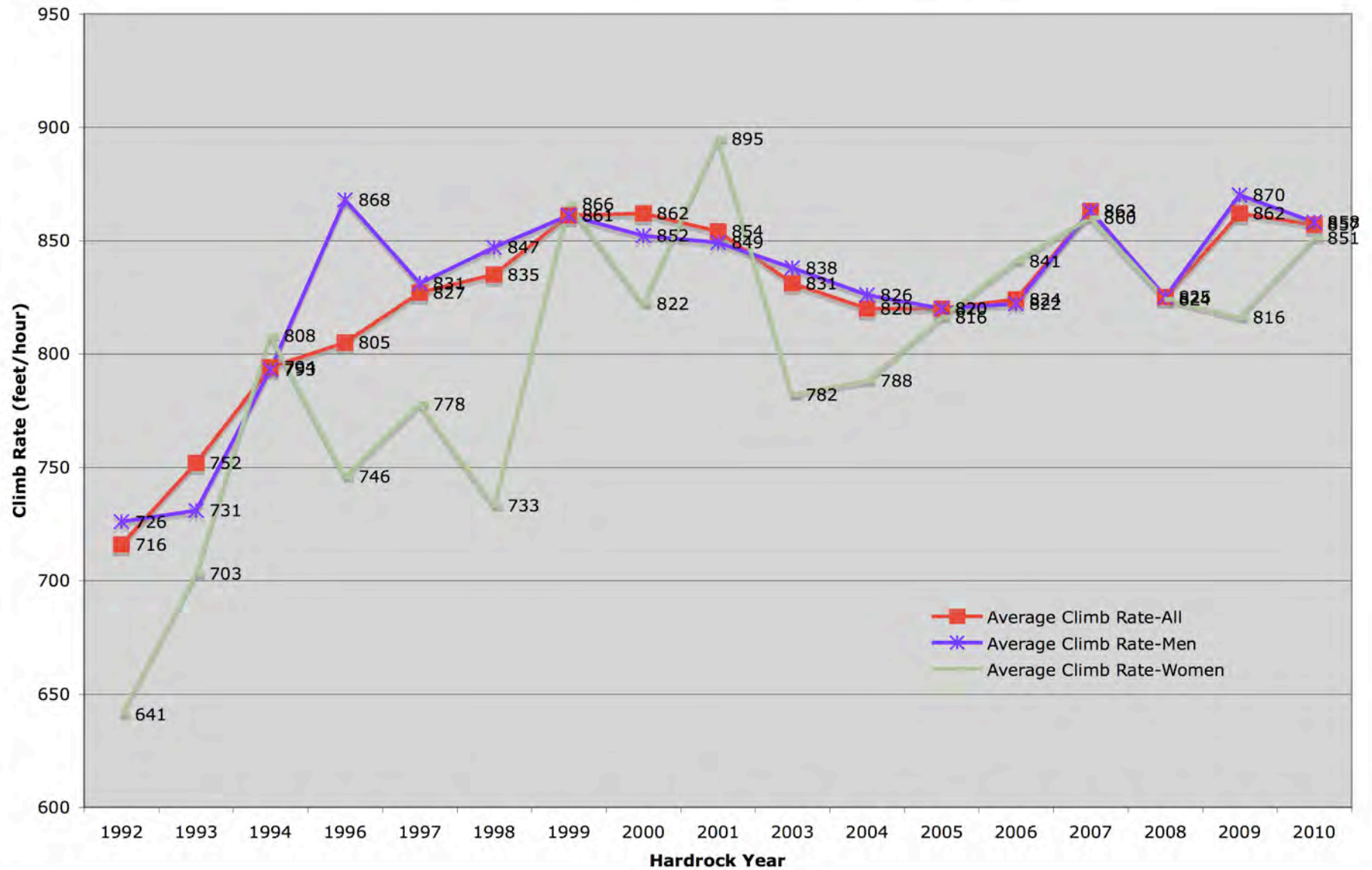
Hardrock Time Statistics



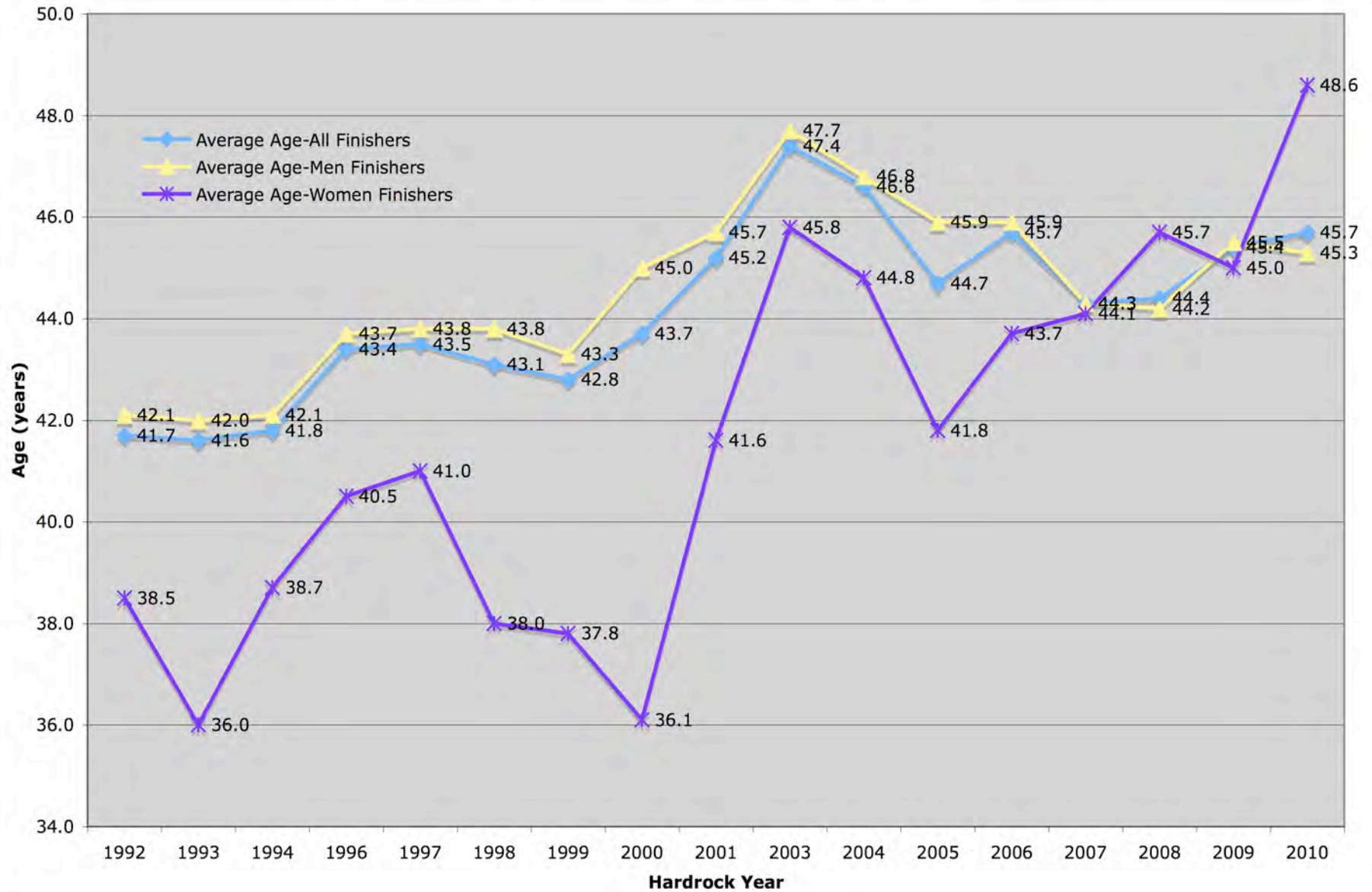
Hardrock Median Finishers' Times



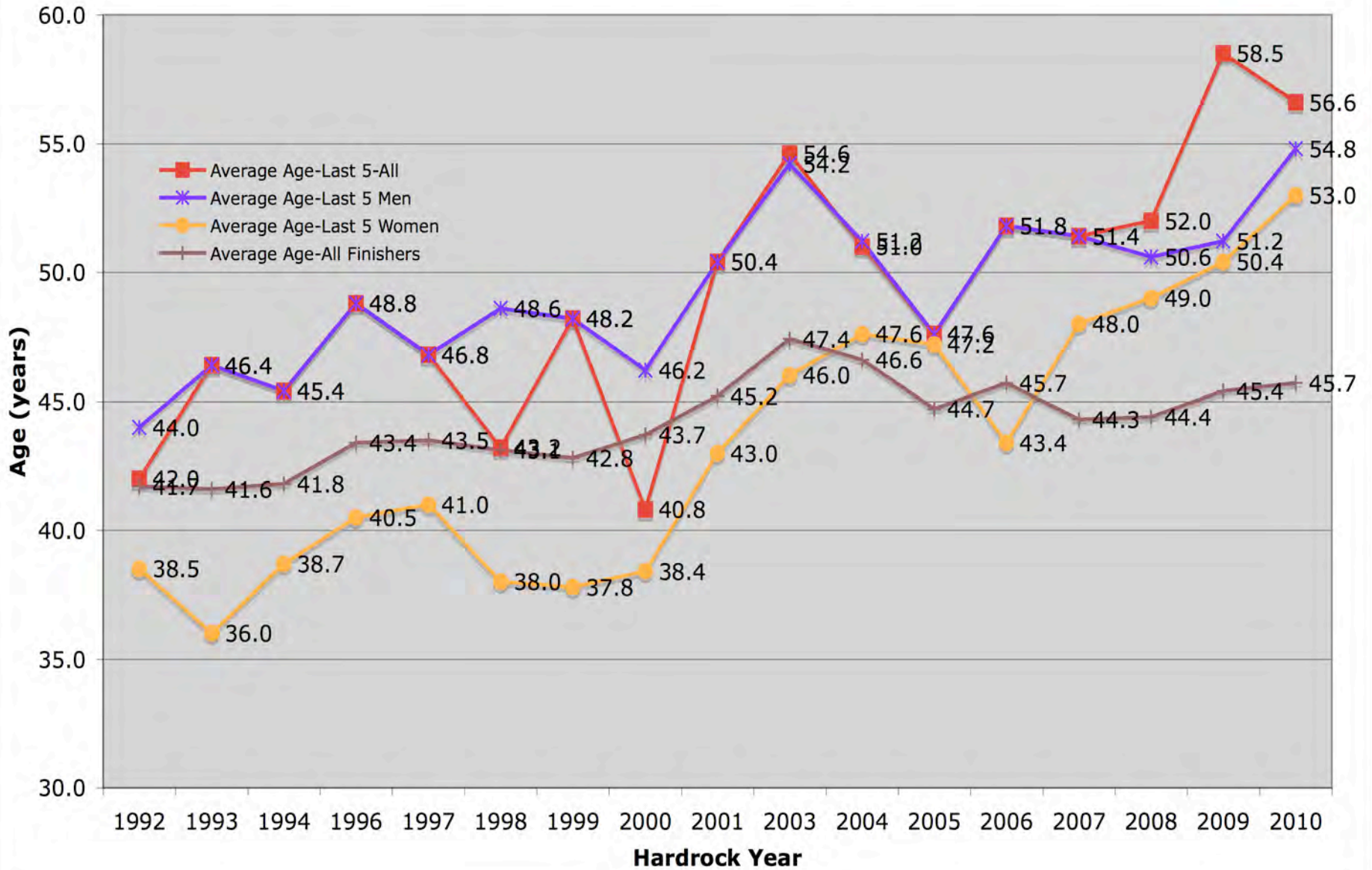
Hardrock Average Climb Rates



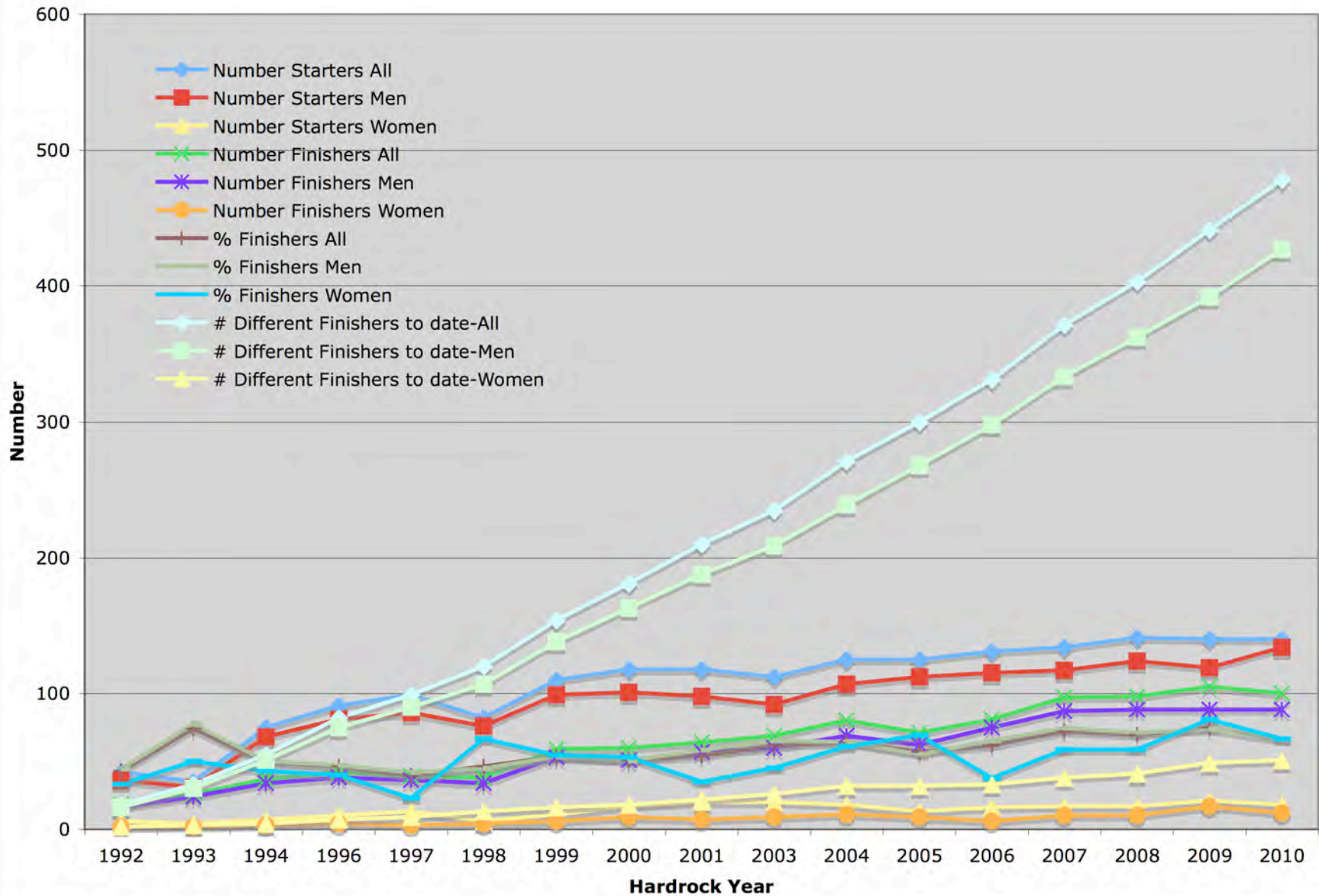
Hardrock Average Age Statistics



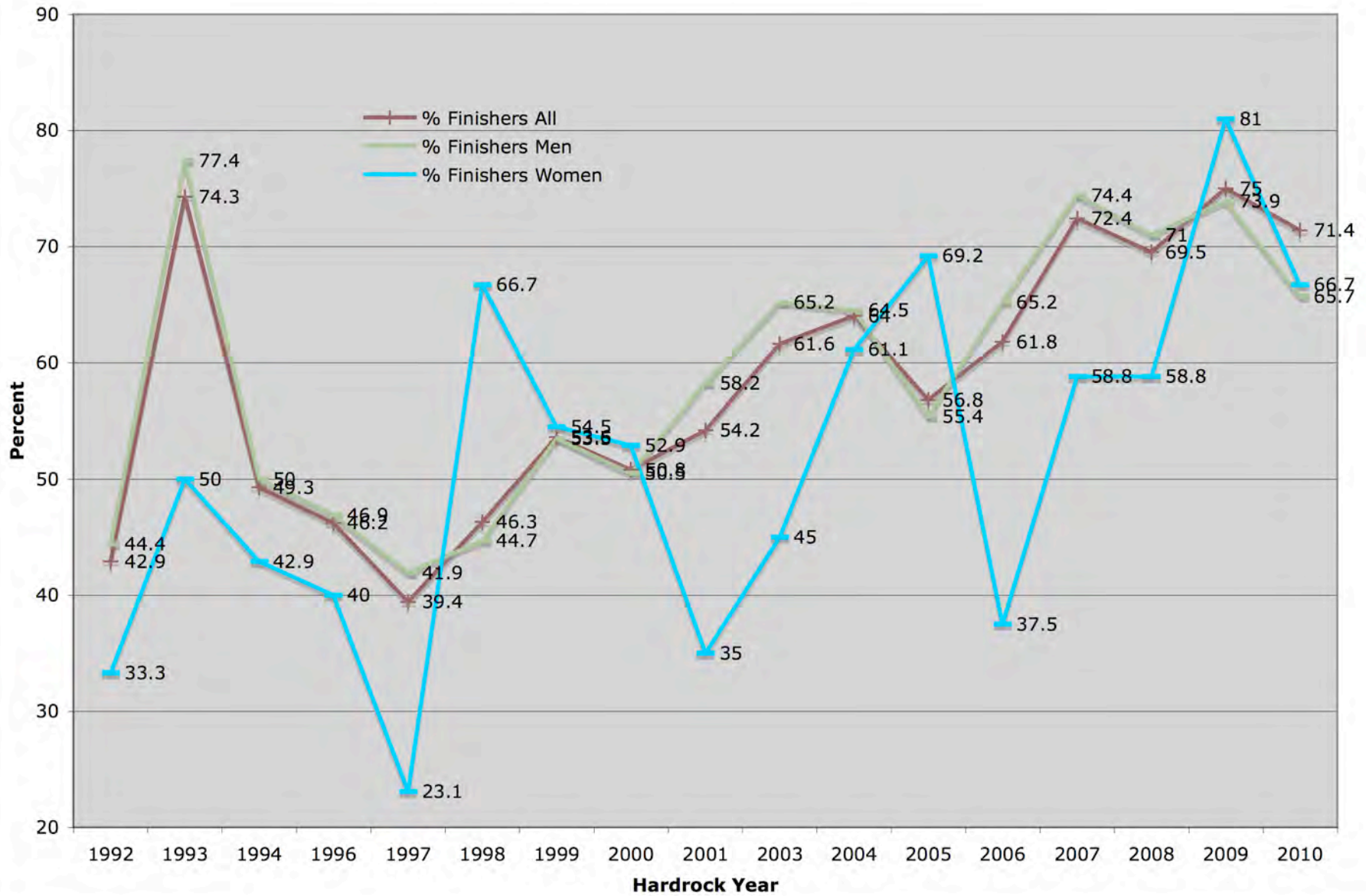
Hardrock Slowest Finisher Age Statistics



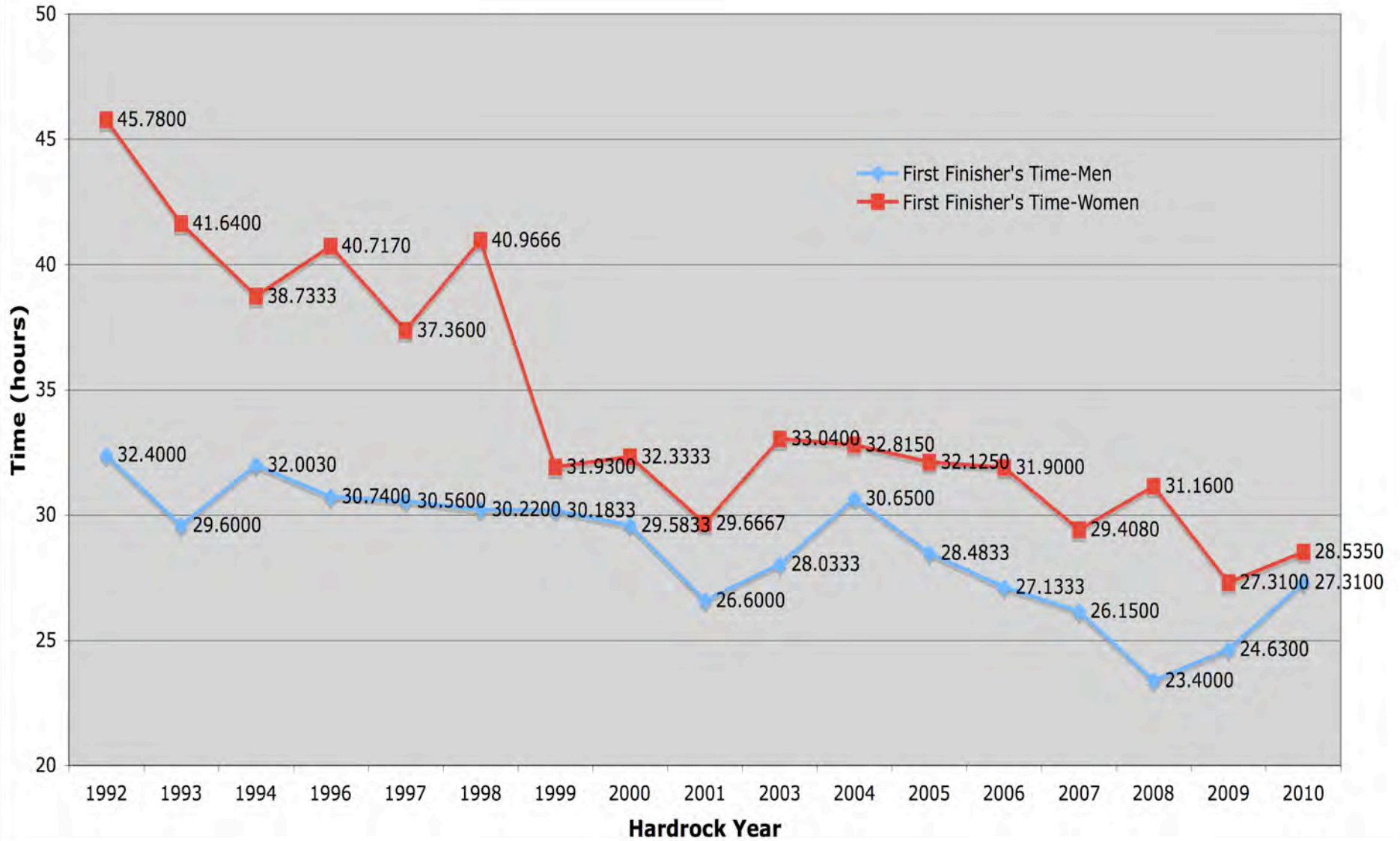
Hardrock Starter & Finisher Statistics



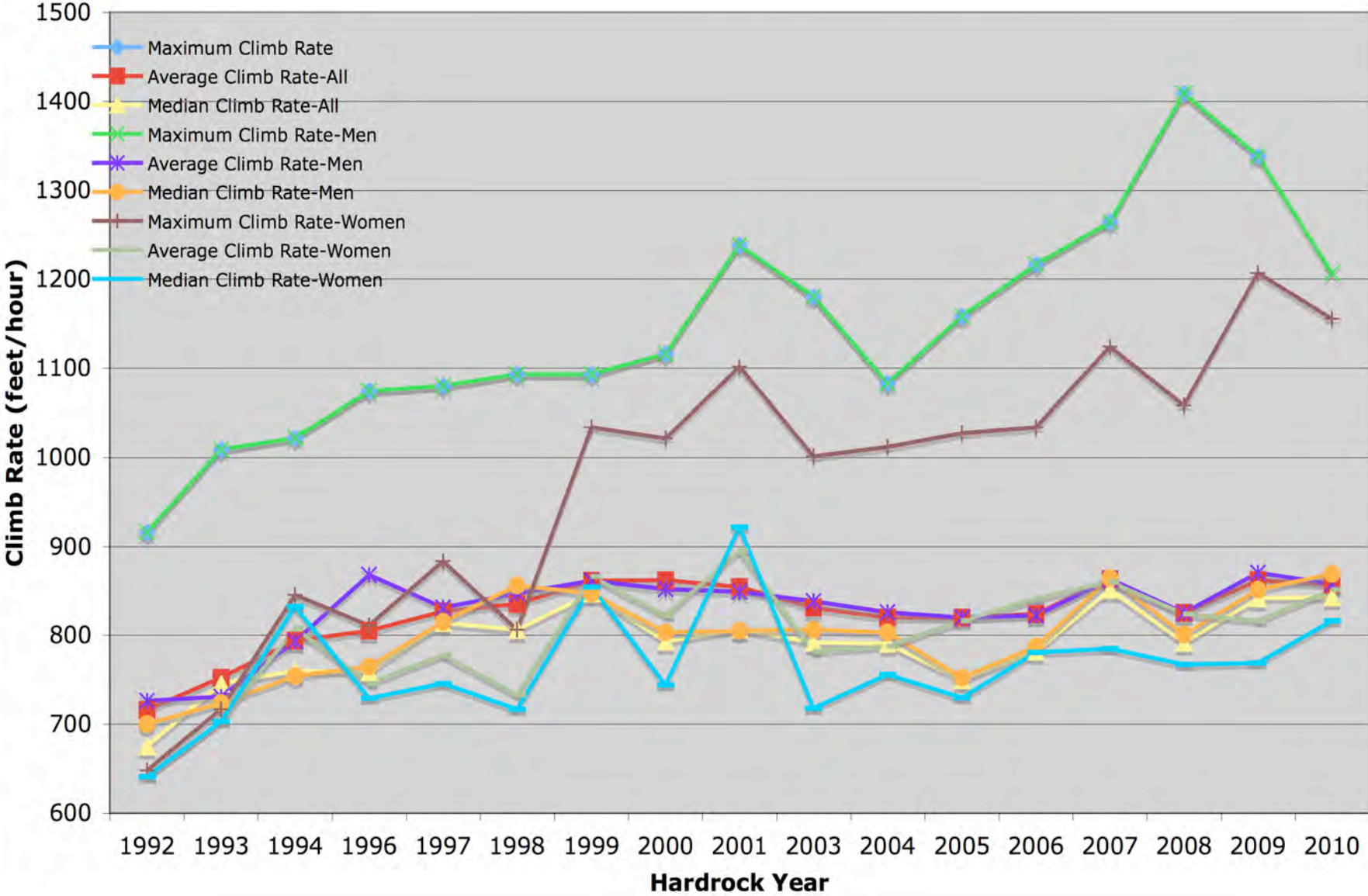
Hardrock Finishers' Statistics



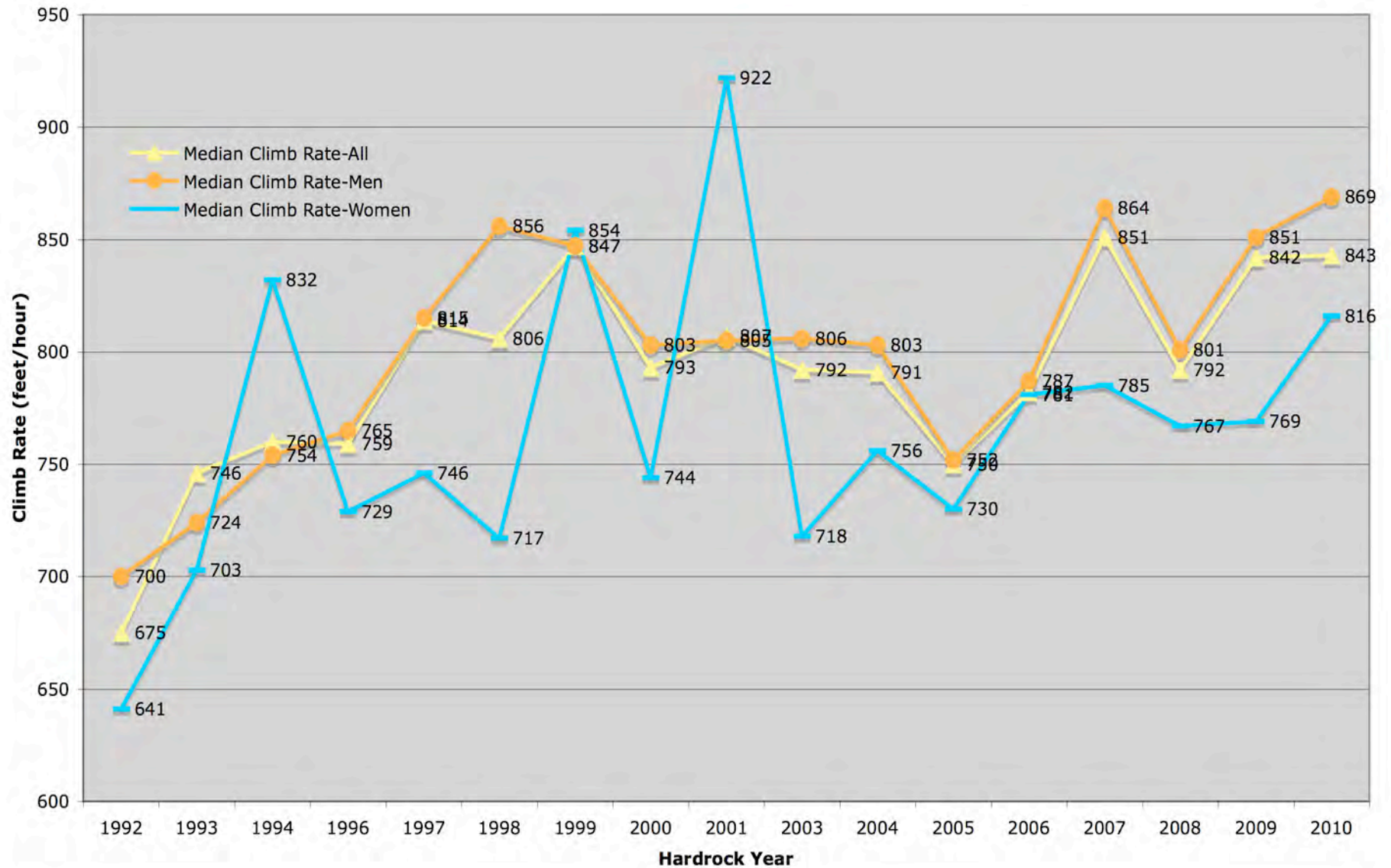
Hardrock First Finisher's Times



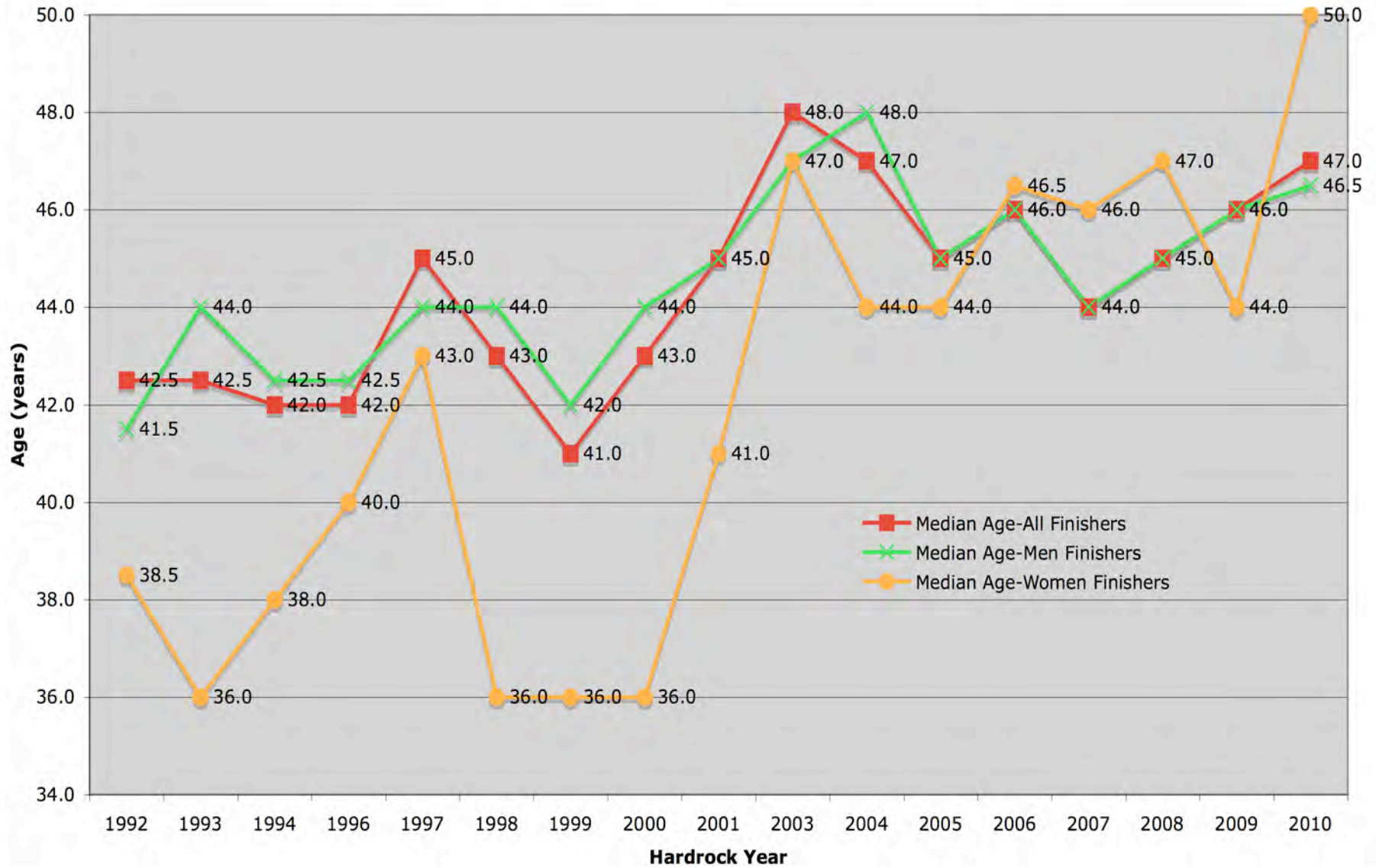
Hardrock Climb Rate Statistics



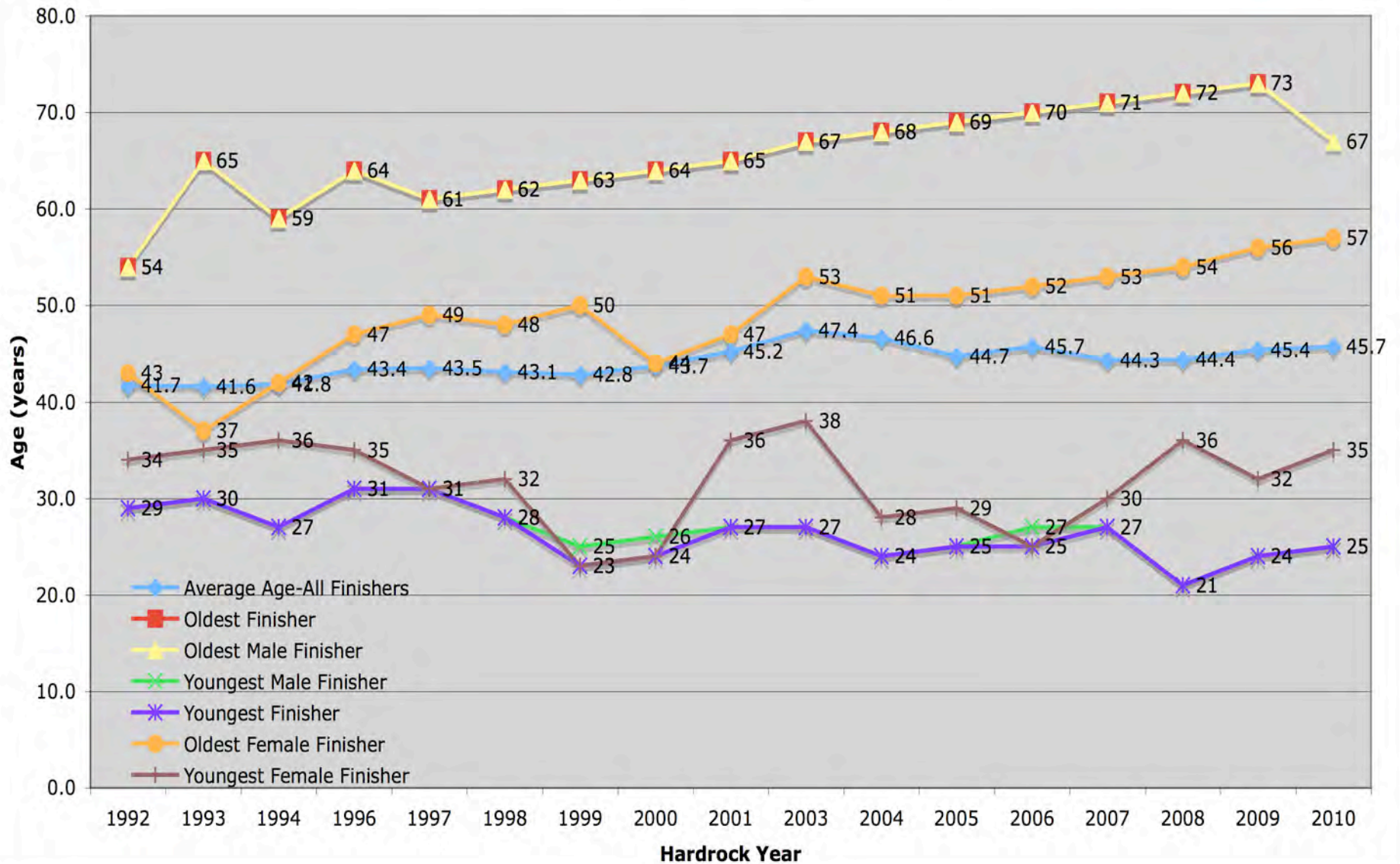
Hardrock Median Climb Rates



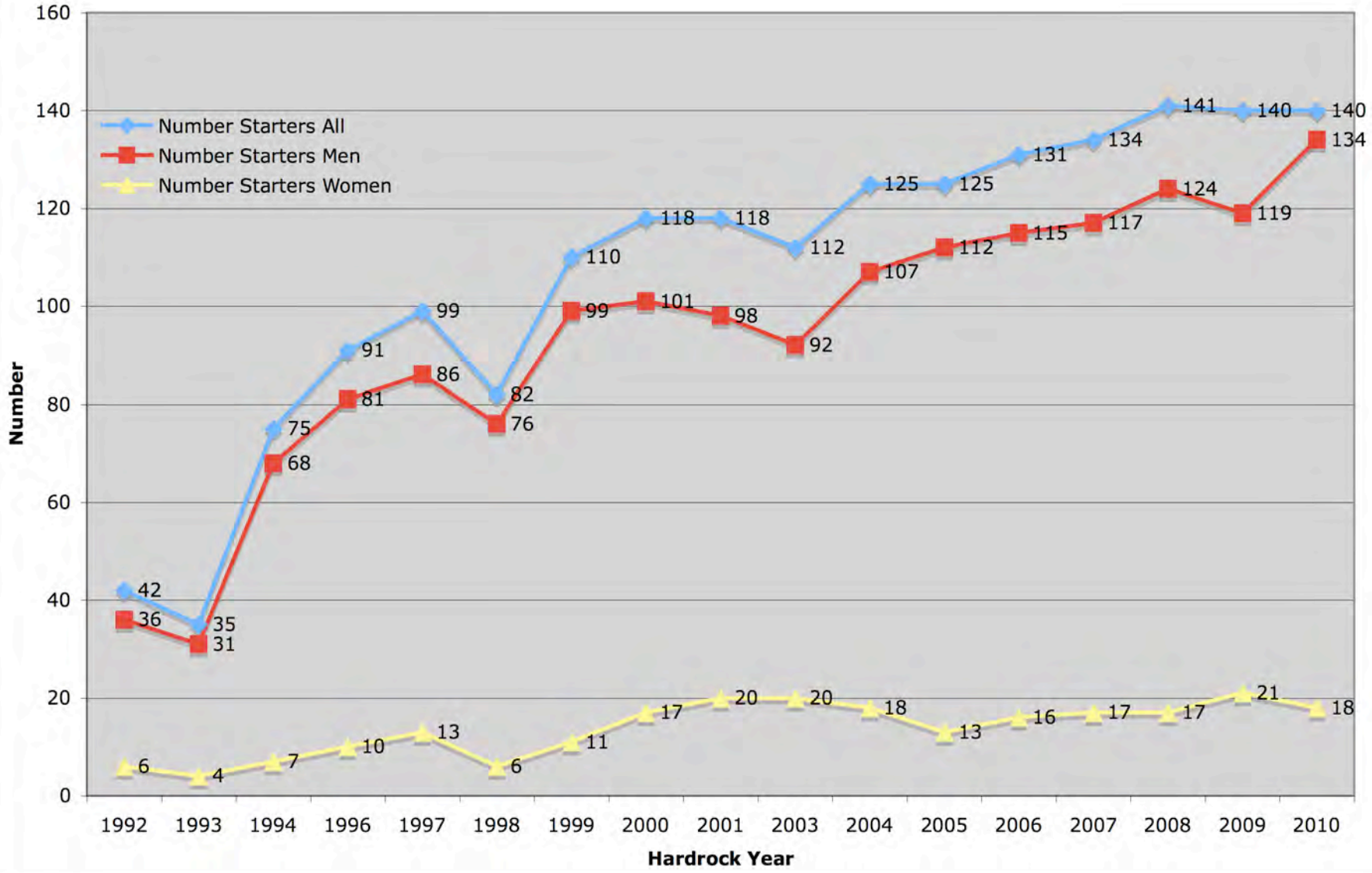
Hardrock Median Age Statistics



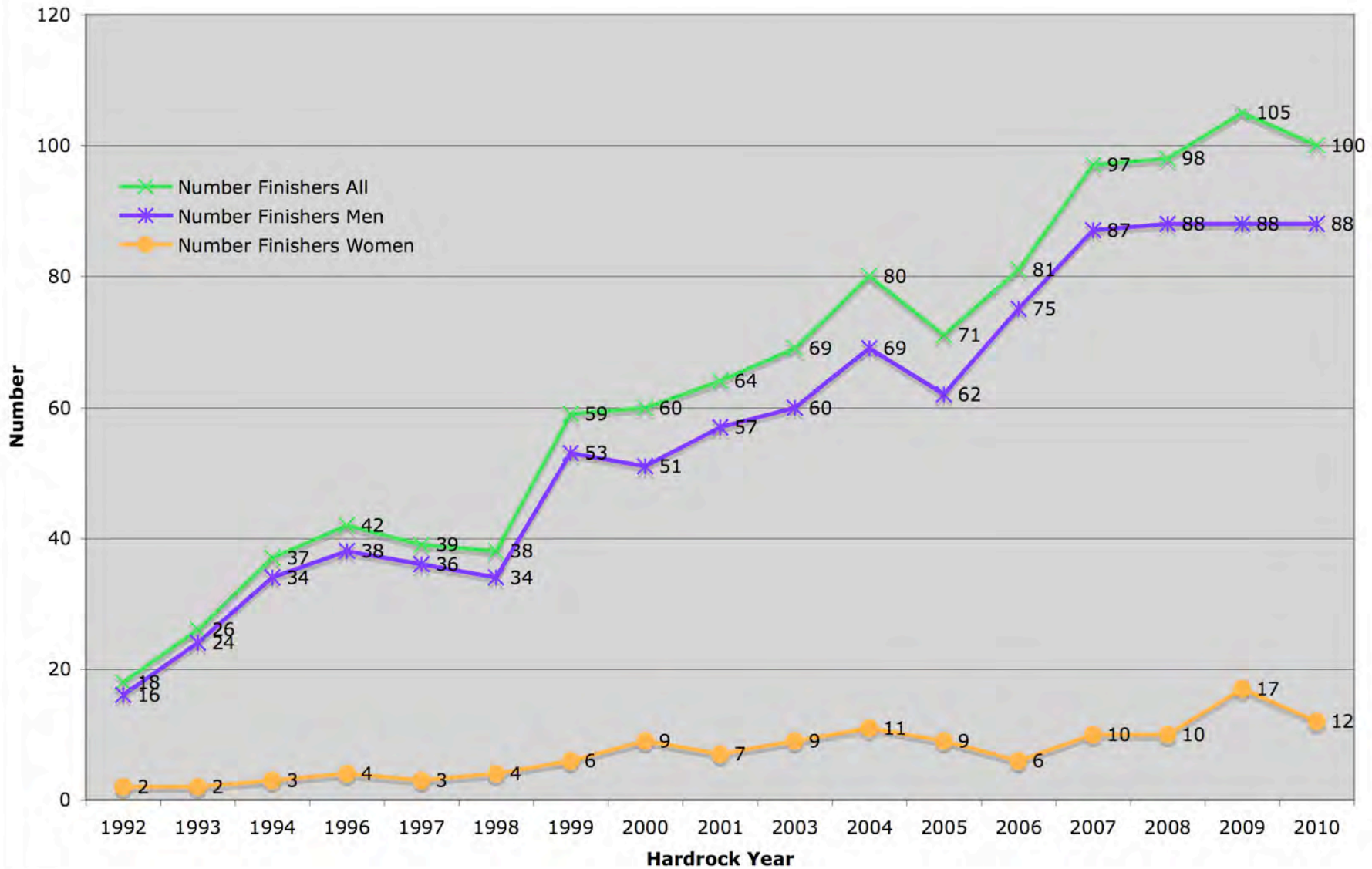
More Hardrock Age Statistics



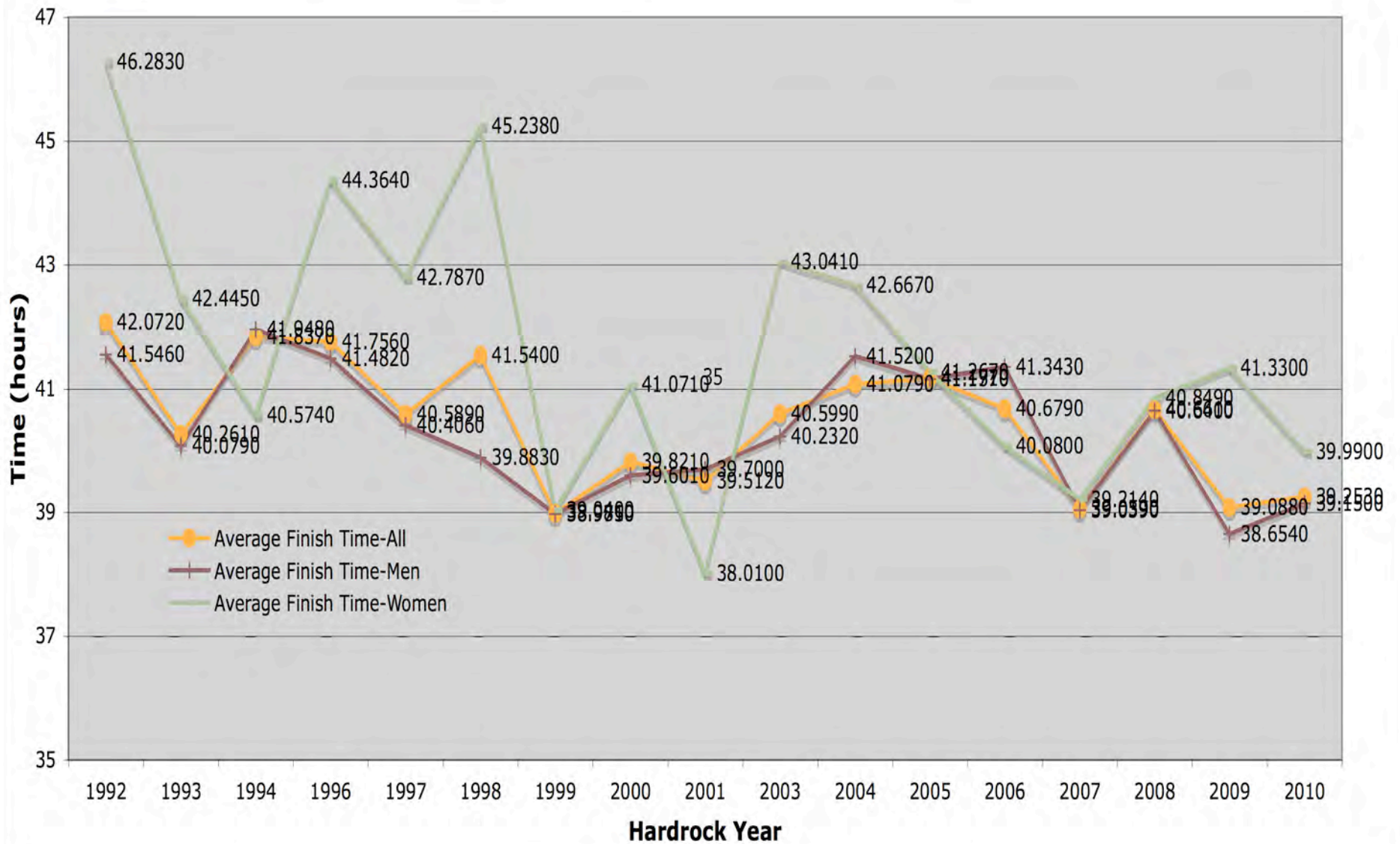
Hardrock Starters' Statistics



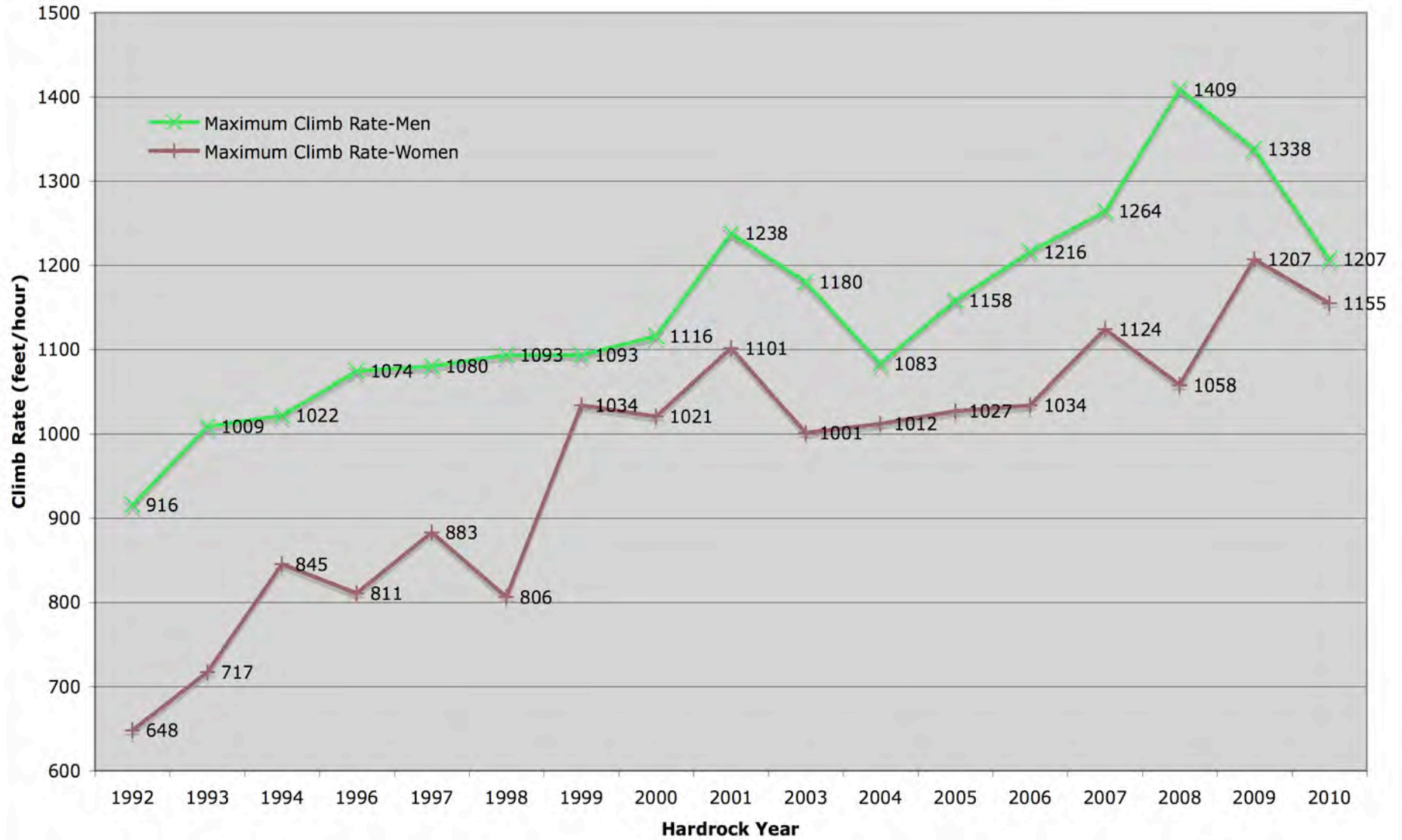
Hardrock Finishers' Statistics



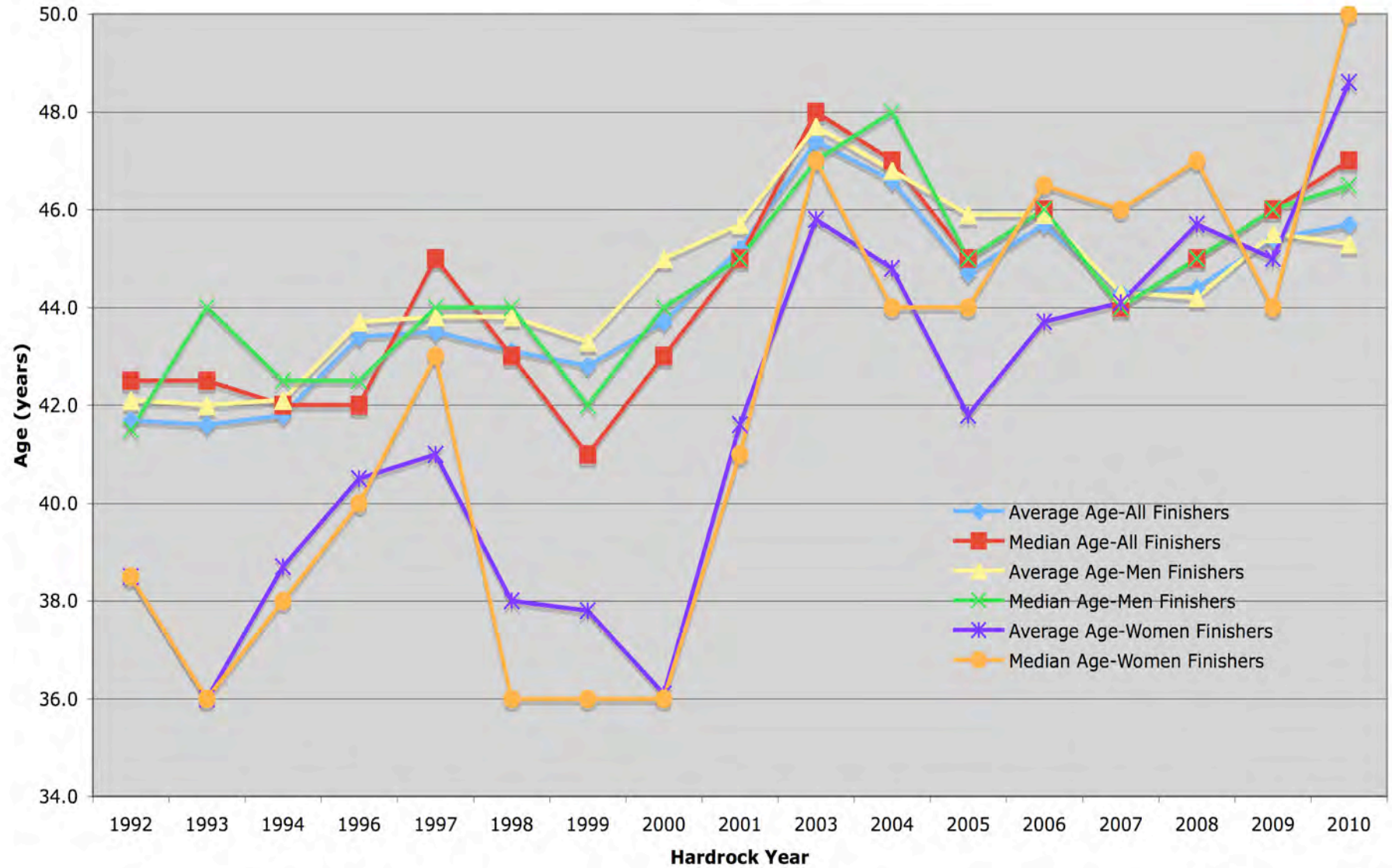
Hardrock Average Finisher's Times



Hardrock Maximum Climb Rates



Hardrock Age Statistics



Hardrock Fastest Finisher Age Statistics

